

March 2006

TROOPS-TO-TEACHERS

Program Brings More Men and Minorities to the Teaching Workforce, but Education Could Improve Management to Enhance Results



Highlights of [GAO-06-265](#), a report to congressional committees

TROOPS-TO-TEACHERS

Program Brings More Men and Minorities to the Teaching Workforce, but Education Could Improve Management to Enhance Results

Why GAO Did This Study

With the 2002 enactment of the No Child Left Behind Act (NCLBA), GAO was mandated to review the Troops-to-Teachers program, which provides financial assistance and counseling to help military personnel obtain their teacher licenses, especially in priority subject areas, such as math and science, and find employment in high-need districts and schools, as well as public charter schools. The U.S. Department of Education oversees the program, which received nearly \$15 million in fiscal year 2005. This report identifies (1) the number and characteristics of program participants and factors affecting participation; (2) the recruitment and retention of participants in high-need districts and priority subject areas; and (3) the steps Education has taken to facilitate program management.

What GAO Recommends

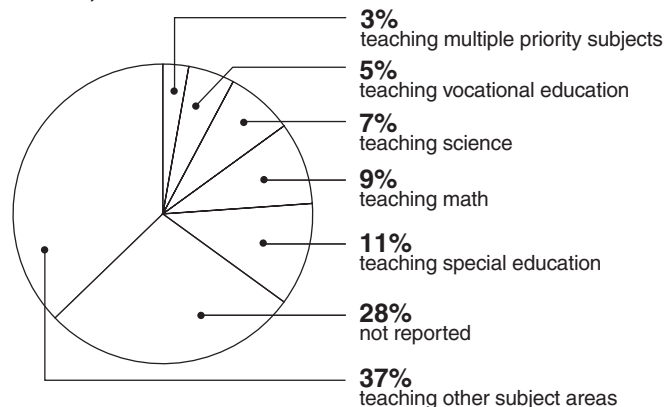
GAO recommends that the Secretary of Education take steps to improve program management and better coordinate with existing teacher recruitment and retention initiatives. Education generally agreed with GAO's findings and recommendations.

What GAO Found

The 3,875 troops who were documented as having been hired through the program between the enactment of NCLBA in 2002 and the close of the 2004-2005 school year contributed to gender and racial diversity in the teaching workforce. Over 80 percent of Troops teachers are male and over 25 percent are African American—characteristics that differ from the new teacher population overall. However, participation has recently decreased and hiring has been geographically concentrated. The majority of the program's teachers hired from school years 2001-2002 through 2004-2005 were employed in seven states.

Most teachers receiving financial assistance through the program between the enactment of NCLBA and June 30, 2005, were placed in districts designated as high-need on the basis of serving children who qualify for federal assistance. About 90 percent of these funded participants continued teaching in high-need districts during their second year, and over 75 percent of the original group taught in high-need districts for a third year. About one-third of Troops hired during this period reported teaching in the priority areas of math, science, special education, or vocational education.

Percentage of Hired Teachers Reporting Subject Areas Taught between the Enactment of NCLBA and June 30, 2005



Source: GAO analysis of DANTEs' administrative records.

Education has taken some steps to improve program management, but has not effectively coordinated resources with another teacher recruitment program also targeting military personnel. While Education has developed a draft work plan for Troops-to-Teachers and improved the definition of a high-need district for eligibility purposes, it has not assessed the data it uses to make high-need school determinations. Further, it disbanded a teacher policy group that once provided a forum for department managers to discuss recruitment and retention initiatives.

www.gao.gov/cgi-bin/getrpt?GAO-06-265.

To view the full product, including the scope and methodology, click on the link above. For more information, contact Marnie Shaul at (202) 512-7215 or ShaulM@gao.gov.

Contents

Letter		1
	Results in Brief	3
	Background	5
	The 3,875 Troops Documented as Recent Hires Have Contributed to Diversity in the Teaching Workforce, but Participation Has Recently Decreased and Is Geographically Concentrated	11
	Most Funded Teachers Have Been Recruited and Retained by Districts Designated as High-Need, and about One-Third Reported Teaching in Priority Subject Areas	18
	Education Has Taken Steps to Improve Program Management but Has Not Effectively Coordinated Program Administration with Related Initiatives	23
	Conclusions	29
	Recommendations for Executive Action	30
	Agency Comments and Our Evaluation	31
Appendix I	Objectives, Scope, and Methodology	32
Appendix II	Comments from the Department of Education	34
Appendix III	GAO Contact and Staff Acknowledgments	36
Related GAO Products		37
Tables		
	Table 1: Financial Assistance Provided through the Troops-to-Teachers Program	7
	Table 2: Definitions of High-Need Schools and High-Need Districts	9
	Table 3: Demographic Characteristics of Teachers from the Program Hired between the Enactment of NCLBA and June 30, 2005	12
	Table 4: Criteria and Data Sources Used to Support the Designation of High-Need Schools and Districts	25
	Table 5: Selected Department of Education Activities to Facilitate Entrance into the Teaching Profession	28

Figures

Figure 1: Key Legislative and Regulatory Changes in the Troops-to-Teachers Program	8
Figure 2: Number of Troops-to-Teachers Participants Hired by State, July 1, 2001, through June 30, 2005	16
Figure 3: Concentration of Troops Hired through the Program between the Enactment of NCLBA and June 30, 2005, Relative to the Location of Major Military Installations, by County	17
Figure 4: Types of Financial Assistance Received by Program Participants Hired between the Enactment of NCLBA and June 30, 2005	19
Figure 5: Percentage of Hired Teachers Reporting Subject Areas Taught between the Enactment of NCLBA and June 30, 2005	22

Abbreviations

DANTES	Defense Activity for Non-Traditional Education Support
DOD	Department of Defense
IDEA	Individuals with Disabilities Education Act
NCLBA	No Child Left Behind Act

This is a work of the U.S. government and is not subject to copyright protection in the United States. It may be reproduced and distributed in its entirety without further permission from GAO. However, because this work may contain copyrighted images or other material, permission from the copyright holder may be necessary if you wish to reproduce this material separately.



United States Government Accountability Office
Washington, DC 20548

March 1, 2006

The Honorable Michael B. Enzi
Chairman
The Honorable Edward M. Kennedy
Ranking Minority Member
Committee on Health, Education, Labor, and Pensions
United States Senate

The Honorable Howard P. “Buck” McKeon
Chairman
The Honorable George Miller
Ranking Minority Member
Committee on Education and the Workforce
House of Representatives

Approximately 3 million teachers work in public and private elementary and secondary schools across the country, but school districts still face difficulty recruiting and retaining highly qualified teaching professionals. In 1992, when the shortage of math and science teachers was increasing and the military forces were undergoing a significant reduction in personnel, Congress authorized the Department of Defense (DOD) to oversee a new national Troops-to-Teachers program designed to help separated members of the military obtain their teaching credentials and teach in school districts with large low-income populations and a shortage of teachers in priority subject areas, such as math and science. Since Troops-to-Teachers’ inception, more than 8,400 program participants reported that they were hired as elementary and secondary school teachers, with about half of those entering the profession since 2002.

Funding for the Troops-to-Teachers program has varied over time. In fiscal year 2003, the program received a \$29 million appropriation, while more recently, in fiscal years 2004 and 2005, the appropriation held steady at nearly \$15 million. Each year, some funds obligated to Troops-to-Teachers are used to provide direct financial assistance in the form of stipends and bonuses to attract and retain participants. Dollars not allocated toward financial assistance fund (1) the centralized administration of the program by personnel in the Defense Activity for Non-Traditional Education Support (DANTES)—a DOD unit that operates the program and provides members of the military with services, such as education-related counseling and distance learning courses—and (2) the local counseling

and placement assistance that Troops-to-Teachers' state placement assistance offices provide.

In 1999, Congress reauthorized the Troops-to-Teachers program and transferred program oversight from DOD to the Department of Education (Education), effective in 2000. Through a memorandum of agreement between DOD and Education, DAN TES continues daily program administration—registering individuals, identifying high-need schools and districts, and making determinations about who qualifies for bonuses and stipends—while Education, rather than DOD, has responsibility for program oversight and management. In that same year, Congress mandated that GAO conduct an assessment of the program's accomplishments from fiscal years 1994 through 2000.¹ We concluded that the main focus of the program had shifted from an outplacement resource for separated military personnel to a recruitment tool to address teacher shortages. The report also concluded that opportunities existed for Education to integrate the program into its overall teacher recruitment and retention initiatives, which included efforts to assist both civilian and military mid-career professionals become teachers. The 2002 enactment of the No Child Left Behind Act (NCLBA) reauthorized the program and its funding through 2007, increased the total amount that could be spent on state placement assistance services, and mandated a second GAO report. To address the NCLBA mandate, this report answers the following questions:

1. What are the number and characteristics of program participants, and what factors affect participation?
2. To what extent have participants been recruited and retained to teach in high-need districts and priority subject areas?
3. What steps has Education taken to facilitate program management?

To conduct our work, we analyzed data that DAN TES maintains on all individuals who have registered for the program, focusing specifically on those who have received funding between the enactment of NCLBA on January 8, 2002, and June 30, 2005, which marks the end of the 2004-2005 school year. For this population, we analyzed demographic and financial assistance data, as well as information on the schools and subject areas in which the teachers became employed. To assess the reliability of school

¹GAO, *Troops to Teachers: Program Helped Address Teacher Shortages*, [GAO-01-567](#) (Washington, D.C.: May 25, 2001).

placement data, we matched the data DANTEs provided to data from Education's National Center for Education Statistics' Common Core of Data, which includes district and school-level information on free and reduced price meal eligibility, and the U.S. Census Bureau's Small Area Income and Poverty Estimates program, which includes district-level information on poverty. In addition, of the 30 funded Troops-to-Teachers placement assistance offices, we contacted personnel from 7 to obtain the perspectives of those helping both large and small numbers of troops find employment through the program. We also interviewed Education officials to discuss their management of the program and to assess program practices against GAO standards for internal controls, which establish a framework for effective agency operations. Further, we interviewed officials at DANTEs and reviewed the results from a recent survey of program participants conducted by the National Center for Education Information—a private, non-partisan research organization specializing in survey research and data analysis. We also spoke with several researchers in the field of teacher recruitment, preparation, and professional development, and reviewed related reports on these topics. We assessed the reliability of all data elements used in the report and determined that the data were sufficient and reliable for the purposes of our study. We conducted our work between May 2005 and January 2006 in accordance with generally accepted government auditing standards. A more detailed discussion of our scope and methodology appears in appendix I.

Results in Brief

The 3,875 teachers documented as having been hired between the enactment of NCLBA in 2002 and June 30, 2005—the close of the 2004-2005 school year—contributed to gender and racial diversity in the teaching workforce. Participation has recently decreased and hiring has been geographically concentrated. According to our review of administrative records during this period, over 80 percent of Troops teachers have been male and over 25 percent have been African-American, demographic characteristics that differ from the new teacher population at large, which is 26 percent male and 9 percent African-American. The program's fiscal year 2005 annual report documents a 1-year decline in program registrations and hires, and personnel from the placement assistance offices we interviewed attributed this to the military's ongoing demand for active and reserve troops. According to the program's own data on school-year hiring, which track teaching placements made between July 1, 2001, and June 30, 2005, the majority of teachers hired from the program were geographically concentrated in seven states—Arizona, California, Colorado, Florida, Georgia, Texas, and Virginia. According to interviews with placement office personnel, the

concentration of hires partly can be attributed to the number and presence of military bases and personnel in these locations.

Most funded teachers were recruited and retained by schools meeting the statutory definition of high-need and about one-third reported teaching in priority subject areas. Most teachers receiving financial assistance through the program between the enactment of NCLBA and June 30, 2005, found employment in schools meeting program criteria for serving children who qualify for federal assistance—either through free or reduced-price meals or special education services. With regard to retention, about 90 percent of the funded participants teaching in high-need districts were retained for a second year, and over 75 percent taught for a third year. However, valid comparisons with national retention rates are not possible because Education calculates teacher retention in high-need schools rather than high-need districts and also uses a different definition than Troops-to-Teachers uses when defining what constitutes a high-need school. Thirty-five percent of Troops hired taught in at least one of the priority areas of math, science, special education, or vocational education and 37 percent of all hired teachers reported finding employment in secondary schools.

Education has taken some steps to improve program management, but has not explored some opportunities for coordination with related teacher recruitment activities. In the past several years, Education has promulgated a final rule to clarify the definition of a high-need school district, drafted a preliminary work plan to oversee the program, and signed a memorandum of agreement with DOD. However, the department has not had procedures in place to validate that DANTEs was accurately designating schools as high-need and has not monitored the spending patterns of the program's state placement assistance offices to ensure that funding levels are commensurate with success in facilitating troops' employment. Additionally, despite operating multiple programs to recruit, retain, and develop teachers—including the Transition to Teaching program, which also serves the military population—there was little evidence that Education coordinated resources among these initiatives. For example, Education has not known the extent to which these programs worked together to expand the opportunities for troops to obtain their teaching certifications. Further, Education disbanded its teacher policy group, which had previously convened to allow managers a forum to discuss teacher-related programs.

To enhance the department's oversight of this program, we are recommending that the Secretary of Education take steps to improve program management, such as better assessing data used to designate

schools as high-need, and enhancing coordination with existing teacher recruitment and retention initiatives. After reviewing a draft of this report, officials from DOD indicated that they did not have any comments, while officials from Education generally agreed with our findings and recommendations.

Background

According to Education, about 300,000 individuals obtain teaching certifications each year and the career path generally begins by enrolling in either a traditional or an alternative certification program, typically provided by a 4-year institution of higher education. Programs are considered “traditional” when they combine subject matter instruction, training on how to manage a classroom, and field experience, or “alternative” when they enroll individuals who already have the subject matter knowledge and focus instead on classroom management and exposure to real-life teaching and learning conditions. Based on Education data, 46 states reported implementing alternative routes to certification, and about 35,000 individuals each year obtain their teaching credentials through alternative programs. According to Education, many alternative certification programs are designed to recruit teachers into shortage areas such as math, science, and special education or to increase gender and ethnic diversity in the teaching workforce.

The Troops-to-Teachers program facilitates the entry of former military personnel into the teaching profession by assessing their academic history and professional skills and by counseling individuals toward appropriate programs to obtain certification.

Members and former members of the armed forces are generally eligible to participate in Troops-to-Teachers if they have a baccalaureate or advanced degree² and meet any of the following four requirements:

- They are retired from active or reserve service.
- They have an approved date of retirement that is within 1 year after the date on which the member submits an application to participate in the program.

²A baccalaureate or advanced degree is not required of those applying for assistance as a vocational or technical teacher. Instead, these applicants must have the equivalent of 1 year of college and 6 years or more of military experience in a related field, or meet the certification requirements for a vocational education teacher in the state in which the applicant wishes to work.

-
- They have separated from active duty after 6 or more years of continuous service and enter into a commitment to continue in the reserves for at least 3 years.
 - They are currently serving in the reserves and have at least 10 years of active or reserve duty and enter into a commitment to continue in the reserves for at least 3 years.

Eligible members selected to participate in the program must enter into an agreement to obtain certification or licensing as an elementary, secondary, or vocational or technical teacher and to become a highly qualified teacher.³ In addition, program participants must agree to accept full-time employment as a teacher for at least 3 years with a high-need school district or public charter school. NCLBA further requires that in selecting eligible members of the armed forces to receive assistance under the program, priority is to be given to members who have educational or military experience in science, mathematics, special education, or vocational or technical subjects, and agree to seek employment as science, mathematics, special education, or vocational education teachers.

Participants in the program may receive stipends of not more than \$5,000 to help defray the cost of enrollment in a teaching certification program if they agree to teach in high-need school districts, defined as those in which there are specific numbers or percentages of children from families with incomes below the poverty line, or public charter schools. Participants may instead receive bonuses of \$10,000 if they agree to teach in high-need schools—defined as those in which the student population meets certain low-income eligibility criteria or in which large percentages of students have disabilities—that are also located in high-need districts. As further clarified by Education in a recent final rule, participants initially receiving a stipend who agree to teach for at least 3 years in a high-need school within a high-need school district or a public charter school can receive a total payment of \$10,000 less their stipend payments. Reimbursement generally is required of the participant under certain circumstances, such as failing to obtain certification, to become a highly qualified teacher, or to obtain employment. Individuals who do not meet the criteria for stipends

³Generally, a highly qualified teacher is defined as a teacher who (1) has obtained full state certification as a teacher or passed the state teacher licensing exam and holds a license to teach in the state; (2) holds a minimum of a bachelor's degree; and (3) has demonstrated subject-matter competency in each of the academic subjects in which the teacher teaches, in a manner determined by the state and in compliance with § 9101(23) of the Elementary and Secondary Education Act.

and bonuses are ineligible for financial assistance, but can still receive counseling and referral services through the program. Table 1 illustrates the terms of the financial assistance available.

Table 1: Financial Assistance Provided through the Troops-to-Teachers Program

Qualifying criteria	Type of financial assistance available	
	Stipend	Bonus
Conditions required for receipt of financial assistance	Three years of employment beginning within 1 year of licensure at any school located in a high-need district or at a public charter school	Three years of employment beginning within 1 year of licensure at a high-need school located in a high-need district
Amount available per teacher	Up to \$5,000	\$10,000
Timeline for monetary disbursement	Two installments ^a Up to \$3,000 upon enrollment in a certification program Up to \$2,000 after the attainment of a teaching license	Three installments ^b \$3,333.33 made at the start of each teaching year or, for those who have already received stipend payments, the remaining balance owed divided in thirds

Source: GAO analysis.

^aIf the cost of the certification program does not exceed \$3,000, one lump sum payment equal to the actual certification costs is made upon enrollment.

^bThe total amount of payments received through the program is not to exceed \$10,000. Thus, for those first receiving a stipend and then receiving a bonus, their total stipend and bonus payments will be no more than \$10,000.

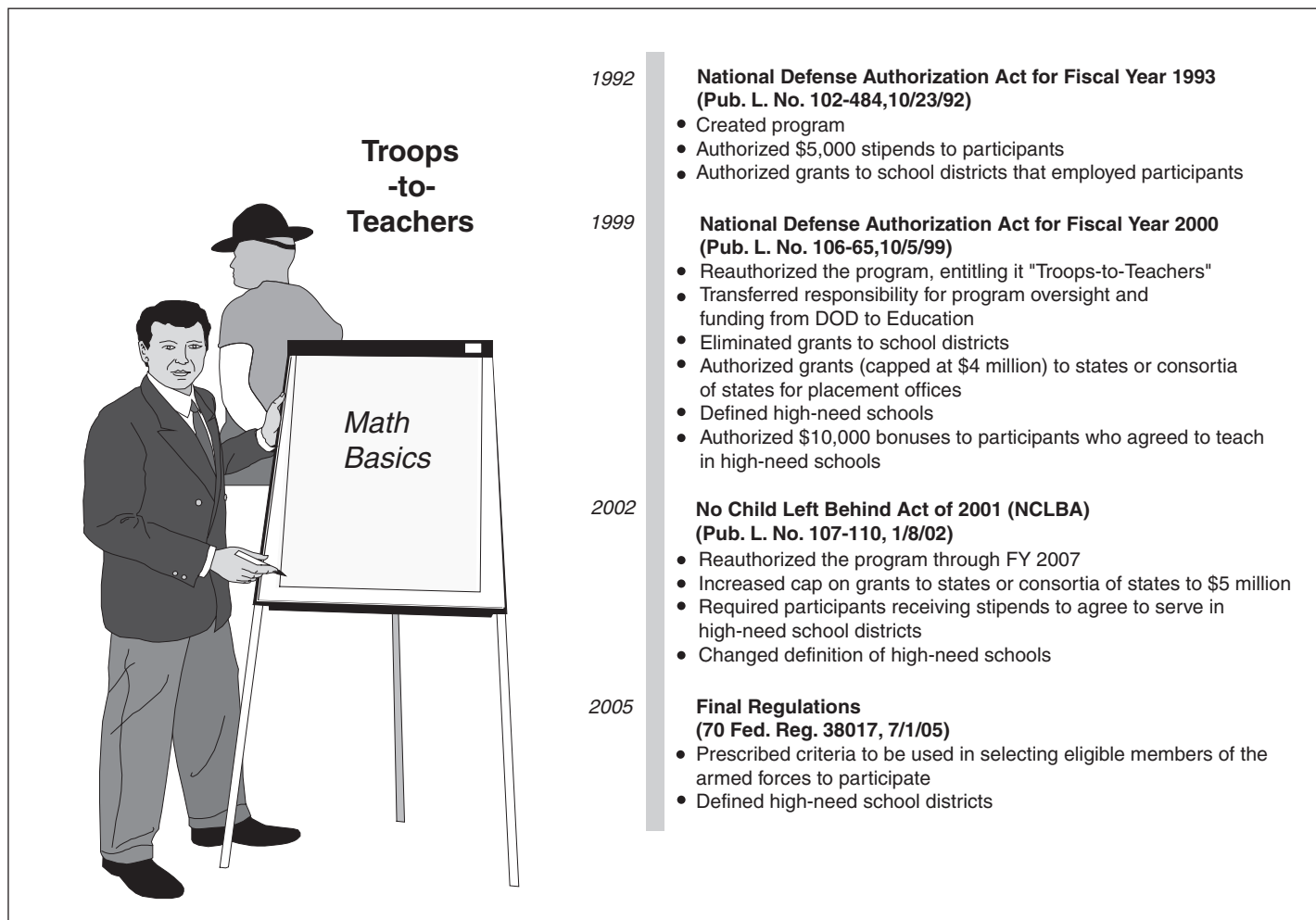
DANTES administers the Troops-to-Teachers program, working with 30 state placement assistance offices, 6 of which are considered regional offices because they provide coverage for neighboring states in which there are no designated Troops-to-Teachers personnel.⁴ Each state office is responsible for recruiting participants through advertisements and face-to-face encounters, assessing participants' academic transcripts, guiding them toward the appropriate state certification programs, and providing placement assistance to direct them to high-need schools or districts and priority subject areas. According to the program's authorizing statute, no more than \$5 million per year can be used to establish and maintain these

⁴Two additional offices, New York and West Virginia, have small-scale operations and, as a result, do not receive any program funding.

placement assistance offices, and grants to states for these placement offices are made at the Secretary of Education's discretion.

As figure 1 illustrates, many legislative changes made to the Troops-to-Teachers program have affected both the program's administration and the identification of schools and districts in which employment makes servicemembers eligible to receive financial assistance.

Figure 1: Key Legislative and Regulatory Changes in the Troops-to-Teachers Program



Source: GAO analysis and Art Explosion.

With regard to eligibility for financial assistance, the type of school in which a participant is statutorily required to teach has changed

significantly since the program started. Prior to NCLBA’s reauthorization of the program, participants were required to teach in a district receiving Title I funds in order to receive a stipend.⁵ Under current requirements, participants can receive a stipend for teaching in a high-need district or public charter school and can receive a bonus for teaching in a high-need school. The definition of a high-need school that was established in the National Defense Authorization Act for fiscal year 2000 included a school that had a dropout rate exceeding the national average or that had a large percentage of students speaking English as a second language; however, this definition has changed. Table 2 illustrates the current definitions for both a high-need school and a high-need district. The table also incorporates Education’s recent clarification on the definition of a high-need district, which became effective through a final rule in September 2005.

Table 2: Definitions of High-Need Schools and High-Need Districts

High-need school	High-need district
A “high-need school” is a public elementary, public secondary, or public charter school in which either (1) 50 percent or more of the enrolled student population is eligible for free or reduced-price lunches ^a or (2) a large percentage of students qualify for assistance under the Individuals with Disabilities Education Act (IDEA).	A “high-need district” is one in which (1) 10,000 or more children are from families with incomes below the poverty line, ^b or (2) 20 percent or more of children are from families with incomes below the poverty line, or (3) between 10 and 20 percent of students have families with incomes below the poverty line and all teachers funded through the program are employed in high-need schools.

Source: 20 U.S.C. § 6674(d)(3) and 34 C.F.R. § 230.2.

^aThe statute states that at least 50 percent of students enrolled in the school must be from low-income families. DANTES has issued guidance defining this criterion as meaning students eligible for free and reduced-price lunches.

^bPoverty line refers to the family income, adjusted for family size, that the U.S. Census Bureau defines as the threshold below which a family can be considered living in poverty, for statistical purposes. According to the Department of Health and Human Services, the 2005 poverty guideline—used for determining financial eligibility for certain federal programs—for a family of four living in the contiguous United States was \$19,350.

With regard to program administration, legislative shifts have prompted changes in oversight. DANTES has maintained daily administration of the

⁵Title I of the Elementary and Secondary Education Act is the largest source of federal funding to improve the educational achievement of children at risk. See GAO, *Disadvantaged Students: Fiscal Oversight of Title I Could Be Improved*, [GAO-03-377](#) (Washington, D.C.: Feb. 28, 2003).

program since its inception, but when the statute shifted program oversight to Education, a memorandum of agreement was needed to outline the relationship between DANTES, DOD, and Education. According to the current agreement, which was signed in February 2004, DANTES' fiscal and administrative responsibilities—such as facilitating recruitment activities, selecting participants, managing program participant files, and overseeing state placement assistance offices—remained intact, but DANTES' personnel were also expected to provide Education with an annual performance report, an itemized financial report, and a program report on key participant characteristics.

According to the agreement, DOD has the following responsibilities:

- Transfer funds from Education to DANTES for the administration of the program.
- Assign responsibility for the administration and management of the program to DANTES.
- Provide information about the program to military personnel as part of its pre-separation counseling.

While, among other responsibilities, Education is now expected to:

- Transfer the congressionally appropriated funds to DOD.
- Oversee DANTES' use of these dollars.
- Monitor on an annual basis the implementation of all activities carried out by the program through review and approval of annual budget plans, compliance reviews, audits, and site visits.
- Monitor the expenditure of available funds during any fiscal year and assure that no more than 10 percent of these funds is used for administrative infrastructure.
- Provide support and technical assistance.
- Provide legal and policy advice on programmatic issues arising under the authorizing legislation.

Aside from overseeing Troops-to-Teachers, Education engages in several additional activities to encourage teacher recruitment in high-need areas. For example, the department provides funding to forgive the student loans of highly qualified math, science, and special education teachers serving in low-income communities. Education also provides states with recruitment grants to help reduce shortages of qualified teachers in high-need districts through scholarships and support services. In addition, the department operates the Transition to Teaching program, which, like Troops-to-

Teachers, helps adult professionals make a career change into the teaching profession.

The 3,875 Troops Documented as Recent Hires Have Contributed to Diversity in the Teaching Workforce, but Participation Has Recently Decreased and Is Geographically Concentrated

The 3,875 troops who were documented as having been hired through the program between the enactment of NCLBA in 2002 and June 30, 2005—the close of the 2004-2005 school year—contributed to gender and racial diversity in the teaching workforce.⁶ However, participation has recently decreased and hiring has been geographically concentrated. Over 80 percent of Troops teachers are male and over 25 percent are African-American—characteristics that differ from the new teacher population at large. Interviews with personnel from several state placement assistance offices indicated that recruitment has been negatively affected by recent overseas deployments. Based on DANTEs' own records of school year hiring—July 1, 2001 through June 30, 2005—the majority of the program's teachers found employment within seven states, with about 700 hired in Texas alone. According to state placement personnel in these and other states, the number and presence of military bases and military personnel in these locations also affect participation.

The Program Brought Males and Minorities to the Teaching Profession

Since Troops-to-Teachers' inception through June 30, 2005, about 30,720 individuals registered for the program. Beginning with the enactment of NCLBA through June 30, 2005, more than 3,870 of these registrants documented that they went on to teach, helping to diversify the teaching workforce. Over 80 percent of all the teachers hired through the program during this period were male, a demographic consistent with the military population but different than that of the new teacher workforce,⁷ which is only 26 percent male. Similarly, African-Americans have represented a larger percentage of teachers in the program when compared to their representation in the military and in the new teaching workforce. Specifically, the proportion of African-Americans teaching through Troops-to-Teachers is 28 percent, which is higher than the share of African-Americans in the military population (17 percent), the civilian

⁶While 3,875 program participants provided documentation of their teaching experiences between the enactment of NCLBA and school year 2004-2005, those not receiving funding were not required to provide such documentation. Thus, program participants who did not receive funding and did not voluntarily provide documentation of employment are not included in this total.

⁷Education defines beginning, or new, teachers as those with 3 or fewer years of experience.

workforce (11 percent), and the new teacher population (9 percent). Table 3 illustrates additional demographic characteristics of Troops-to-Teachers participants.

Table 3: Demographic Characteristics of Teachers from the Program Hired between the Enactment of NCLBA and June 30, 2005

Participant characteristics	Troops-to-Teachers classroom teachers (percent)
Gender	
Male	82
Female	18
Race/ethnicity	
White/Non-Hispanic	56
African-American/Non-Hispanic	28
Hispanic/Latino	8
Other/Unknown	5
Asian/Pacific Islander	1
American Indian	1
Education	
Bachelor's degree	56
Graduate degree	39
Other degree	5
Military branch	
Army	33
Air Force	26
Navy	15
Reserves	12
National Guard	8
Marines	4
Coast Guard	1
Military pay grade	
Enlisted	64
Officer	36

Source: GAO analysis.

Note: Percentages may not add to 100 because of rounding.

As table 3 documents, Troops-to-Teachers' classroom teachers most frequently served in the Army (33 percent), Air Force (26 percent), and Navy (15 percent) before registering with the program.

Barriers to Participation Include Ongoing Military Deployments

DANTES' latest annual report indicates that registrations have declined and officials from all of the seven placement offices we interviewed said that a number of factors affect participation. These officials also noted that despite the allure of more lucrative professions, registrants have a keen interest in working with children and want to remain in public service after leaving the military.

The program's fiscal year 2005 annual report notes that registrations declined by 9 percent from fiscal year 2004. State placement personnel said that the high demand for troops to support the conflicts in Iraq and Afghanistan has resulted in decreased Troops-to-Teachers program registrations. Further, personnel in some offices noted that DOD's stop loss policy has reduced the volume of calls and inquiries.⁸ These individuals also speculated that Education's recent rule, which was implemented in September 2005, and changed the criteria for receipt of bonuses, would further reduce the number of participants. According to these officials, the projected decrease in registrations would result because potential applicants would no longer be able to attain the needed financial assistance if the schools most appealing to them did not meet the new criteria specified in the rule. However, others reported that registrants typically lacked information about school eligibility at the time of their application. As we will discuss later in the report, due to several data limitations, the effect of the rule on the number of qualifying schools and districts cannot be precisely determined.

In addition, some officials noted that barriers to entering the teaching profession, such as difficulty identifying and enrolling in a flexible and convenient teacher certification program, could limit participation, but they expressed the opinion that as these programs became more prevalent, teacher credentialing could accelerate and more individuals would consider the profession to be a viable option. According to a 2005 survey of nearly 1,500 Troops-to-Teachers participants, 58 percent of respondents received their teaching credentials through traditional, campus-based teacher education programs—either at the undergraduate or graduate level—40 percent of respondents took an alternative

⁸DOD's stop loss program enables the military to prevent service members from leaving active duty after they have completed their obligations.

certification route to receive the same credential, and the remaining respondents were unsure how to characterize their programs.⁹

At the individual level, motivational factors also were reported as influencing participation. According to the 2005 survey, nearly 60 percent of respondents said they would not have become a teacher if the Troops-to-Teachers program had not been available, and more than 60 percent of respondents said they decided to become teachers because of their desire to work with young people. The state placement personnel we interviewed made comments that reflected this, with officials from three of the seven offices specifically noting troops' interests in working with young people, and officials from five offices mentioning that troops often have experience coaching and mentoring younger and newer recruits. Additionally, personnel from all seven of the placement assistance offices we interviewed characterized troops entering the classroom as mature, experienced in working with diverse socio-economic groups, professional, and adaptable. That said, they acknowledged that professions more lucrative than teaching, such as those in the consulting or defense-related industries, could lead many away from the education profession.

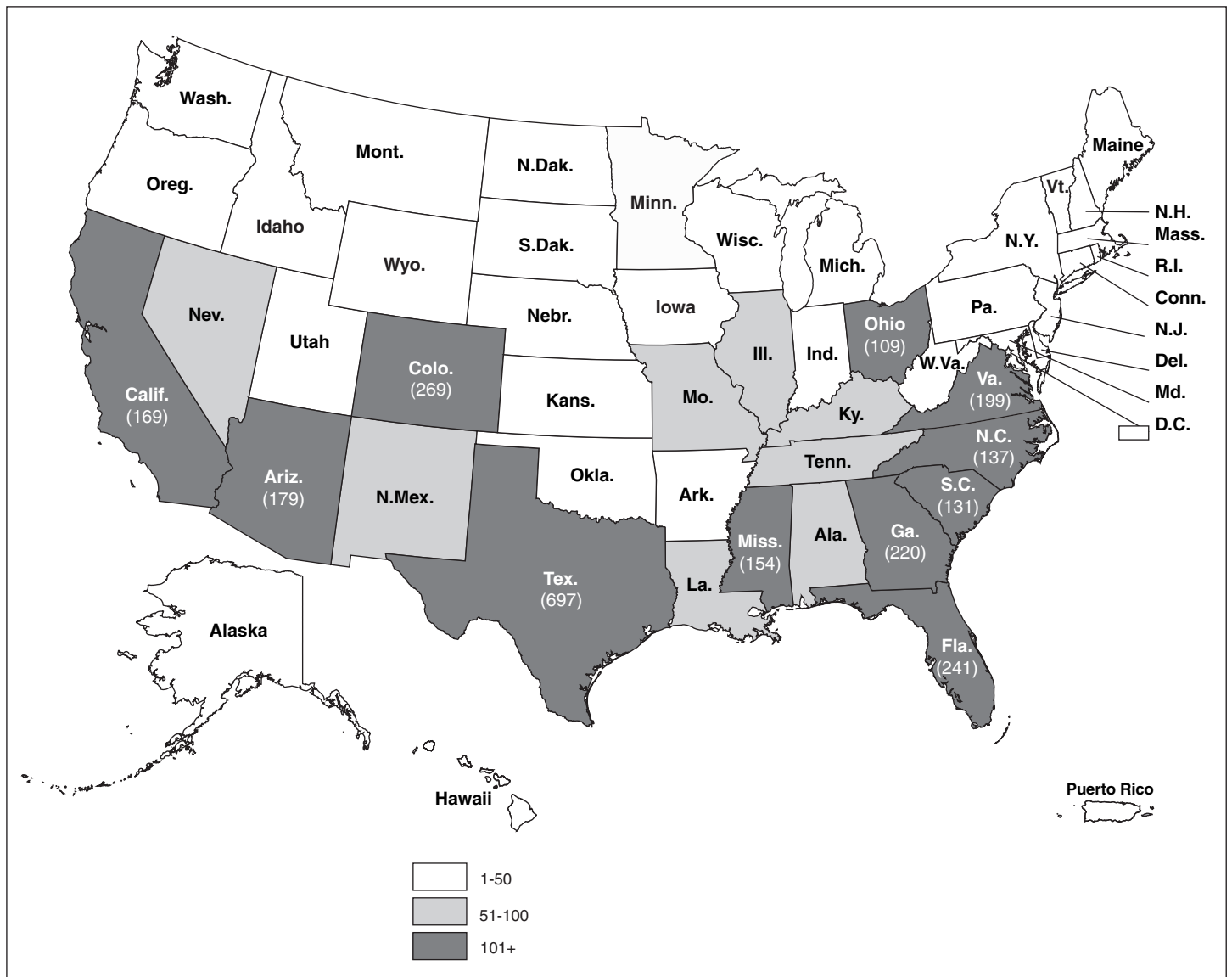
⁹C. Emily Feistritzer, National Center for Education Information, *Profile of Troops to Teachers*, August 24, 2005.

In Recent Years, Seven States Encompassed over Half the Teachers Hired from the Program, and Costs per Teacher Hired Varied Nationwide

Based on DANTES' data collected from school years 2001-2002 through 2004-2005 (the period between July 1, 2001, and June 30, 2005), the number of teachers hired from the program varied widely across the country. For example, among the seven states with the largest number of Troops hired over this period—Arizona, California, Colorado, Florida, Georgia, Texas, and Virginia—the number of hires ranged from 169 in California to 697 in Texas. In contrast, during the same period, there were 34 states in which fewer than 50 teachers were hired from the program.¹⁰ In particular, 13 of these states had fewer than 10 hires over the same 4 years. Nevertheless, even among the seven states with the largest numbers of hires, teachers from the Troops program comprise less than 1 percent of the K-12 workforce. Figure 2 illustrates the pattern of hiring from the program across the country during this period.

¹⁰DANTES' data includes hiring in Washington, D.C.; Puerto Rico; and schools overseas.

Figure 2: Number of Troops-to-Teachers Participants Hired by State, July 1, 2001, through June 30, 2005



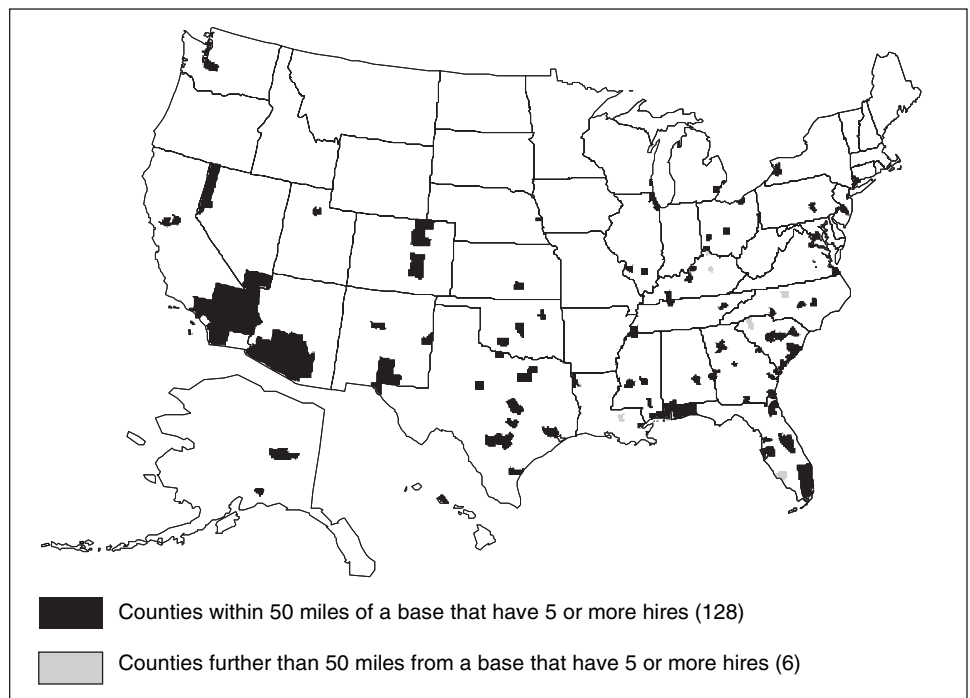
Source: GAO analysis of DANTES hiring data.

Note: Map does not include the nine hires in overseas locations.

The concentration of hires also reflects, to some extent, the concentration of military personnel in these states. Officials from DANTES and the placement offices said that troops tend to seek employment close to a military base because of the services provided there, such as medical,

career counseling, and commissary services. States with a larger number of military bases also had a larger number of Troops participants hired in their schools.

Figure 3: Concentration of Troops Hired through the Program between the Enactment of NCLBA and June 30, 2005, Relative to the Location of Major Military Installations, by County



Source: GAO analysis.

Note: Major military installations include all forts, bases, presidios, and military reservations—including all facilities with 1,500 or more military personnel—serving all branches of the military.

The majority of states (34) hired fewer than 50 program teachers between July 1, 2001, and June 30, 2005—accounting for 15 percent of hires during this period—but placement offices serving these states accounted for a significant proportion of placement office funds (24 percent or \$1.1 million of \$4.6 million). Given the hiring variation across the country, DANTES compiles a report card to assess efficiencies in the 30 funded placement assistance offices. The report card assigns a letter grade based on each office’s cost (budget) per Troops participant hired. Report card grades for fiscal year 2004 were nearly evenly distributed “A” through “C,” with about eight states in each category, and another five receiving a “D,” the grade assigned to states with the highest costs per hire. Costs per hire ranged

from \$181 in Arkansas to \$22,000 in Montana, with the median state cost per hire approximately \$4,000. Five of the seven offices with the greatest number of hires had cost per hire ratios below the median—suggesting economies of scale and a strong market for Troops participants in these states.

Some states with high cost-per-hire ratios noted the frequency with which they are counseling registrants who ultimately find employment outside their states. However, our analysis of DAN TES' information on teacher hiring shows that, between the enactment of NCLBA and June 30, 2005, 5 percent of program registrants found employment in a state administered by a placement assistance office other than the office with which they registered.

Most Funded Teachers Have Been Recruited and Retained by Districts Designated as High-Need, and about One-Third Reported Teaching in Priority Subject Areas

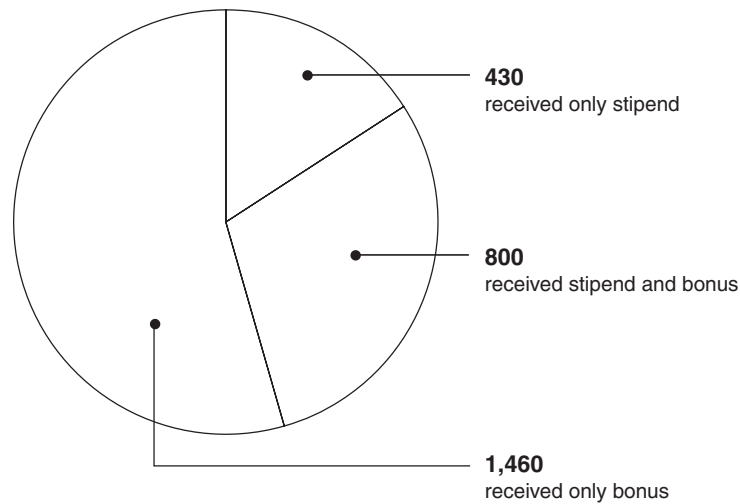
Most teachers receiving financial assistance through the program between the enactment of NCLBA and June 30, 2005, found employment in high-need districts, and about 90 percent of those first funded continued teaching in such districts their second year. Over 75 percent of this original group taught in high-need districts for a third year, but data for retention beyond 3 years are unavailable. About one-third of the troops hired during this period reported teaching in the priority areas of math, science, special education, or vocational education, and based on reported data, 37 percent of hires reported teaching at the secondary school level.

Most Funded Teachers Worked in Schools Serving Large Percentages of Children Who Qualify for Federal Assistance

Most teachers receiving financial assistance through the program during this period found employment in schools designated as high-need. Those individuals receiving bonuses are required to teach in high-need schools, and DAN TES validates their continued eligibility for funding by requiring annual documentation of their employment. Those receiving stipends are required to teach in high-need districts or public charter schools and must also document their employment each year for DAN TES' verification, but these individuals are not required to teach in high-need schools. DAN TES does not track or verify the places of employment for participants who do not receive funding.

As figure 4 illustrates, between the enactment of NCLBA and June 30, 2005, about 2,690 teachers have received some form of financial assistance to teach in high-need schools or districts.

Figure 4: Types of Financial Assistance Received by Program Participants Hired between the Enactment of NCLBA and June 30, 2005



Source: GAO analysis of DANTEs' administrative records.

Note: Counts rounded to nearest 10.

Of this number, about 2,260 individuals received bonuses for teaching in high-need schools.¹¹ In this same time period, 254 of the 430 hired teachers receiving only stipend dollars reported finding teaching positions in a high-need district.¹² In addition, another roughly 950 participants who received a stipend but not a bonus either have not yet completed their certification program or have just completed it but have not yet been hired.

Even though more program registrants are eligible for a stipend than a bonus, DANTEs officials attribute the smaller number of stipend recipients to (1) the fact that the program cannot guarantee employment after the acquisition of a teaching certification and (2) participants' own risk aversion. For example, if participants take the stipend money up front to pay for their certification and then do not find a teaching position in a high-need district, they will be required to repay the funds—a risk that

¹¹This includes those who received both a stipend and a bonus in their financial assistance package.

¹²Of the remaining 176 hired stipend recipients, 36 reported finding teaching positions in a district that was not designated as high-need, and 140 did not report district information. According to DANTEs officials, they are in contact with individuals from whom repayment is required.

program officials said participants may not be willing to take. On the contrary, if they decline the stipend money initially and wait instead to see if they can obtain a teaching position in a high-need school, program officials stated that these participants will be eligible for a bonus and may feel more comfortable making the 3-year teaching commitment that receipt of the bonus requires.

Over 75 Percent of Funded Teachers Continued Teaching in Districts Designated as High-Need for at Least 3 Years, but a Valid Comparison with National Retention Rates Is Impossible

DANTES tracks the 3-year retention rate for each starting teacher because that is the term of teaching required for an individual to receive financial assistance. Of teachers funded through either a bonus or a stipend between the enactment of NCLBA and June 30, 2002, and who subsequently found employment in high-need districts, 90 percent continued teaching in a high-need district in their second year, and over 75 percent of this original group taught in a high-need district for a third year. Retention rates for more recent starting teachers cannot be calculated because 3 years have not yet passed since their initial placement. In comparison, registrants who did not receive funding through the program have had lower retention rates, with 47 percent teaching in a high-need district for a second year and 20 percent teaching for a third year.

The 1-year retention rate for Troops-to-Teachers' participants teaching in high-need districts is not comparable to the national retention rate that Education calculates because Education analyzes teacher retention in high-need schools rather than in high-need districts. Further, even if both calculations systematically assessed retention at the school-house level, the two measures could still not be compared because Education's definition of a high-need school differs from the definition used by Troops-to-Teachers. Specifically, Education considers a school high-need if 75 percent or more of the student population is eligible for free or reduced-priced lunches. As we have noted, the Troops program uses a high-need school definition that is broader, including schools in which 50 percent or more of the student population is eligible to receive free or reduced-price lunches, as well as schools in which "large percentages" of students are served under IDEA.

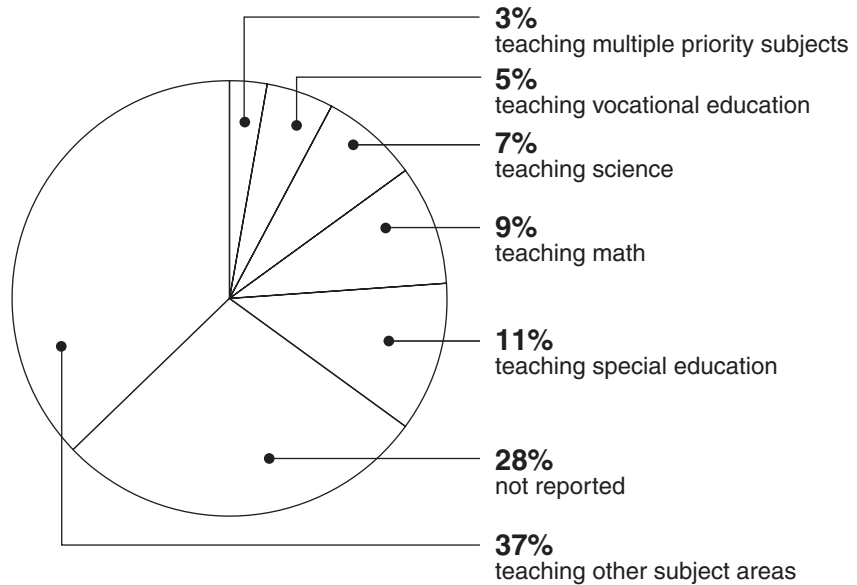
Although the statute requires bonus recipients to teach in high-need schools for 3 years, recipients who initially found employment in a high-need school may teach in a school not designated as such the following year and thus postpone their second and third bonus payments until employment in an eligible school is found again. If such employment is not found, recipients are required to reimburse the program for funds previously received. Similarly, stipend recipients are required to reimburse

the program when employment in a high-need district is not continued for 3 years. Of the funded participants who initially obtained a teaching position in a high-need school, but who have not yet completed their 3-year teaching commitment, DANTES officials stated that the program has not asked the vast majority for reimbursement because they can still meet the law's requirements through future employment. However, according to DANTES' officials, they have requested that 21 percent of stipend recipients reimburse the program because they did not fulfill their teaching obligation.

About One-Third of Teachers Hired from the Program Reported Teaching Math, Science, Special Education, or Vocational Education

Between the enactment of NCLBA and June 30, 2005, about one-third of hired Troops reported teaching in the priority areas of math, science, special education, and vocational education, and, based on reported data, 37 percent reported teaching at the secondary school level. Because DANTES has been able to fund all qualified applicants, it has not had to invoke the statutory subject area selection priorities. As figure 5 illustrates, hired teachers were spread across a variety of subject areas.

Figure 5: Percentage of Hired Teachers Reporting Subject Areas Taught between the Enactment of NCLBA and June 30, 2005



Source: GAO analysis of DANES' administrative records.

Note: Subject area percentages include all funded and non-funded teachers who were documented as having been hired through the program. Because only funded teachers have an obligation to report annual employment information, this number may not include employment for all non-funded teachers. Additionally, not all funded participants reported the subject areas in which they taught.

During this same period, 14 percent of Troops participants were hired into elementary schools, 19 percent were hired into middle schools, 37 percent were hired into secondary schools, 3 percent taught courses covering multiple grade levels, and another 28 percent did not provide information on the grade level they taught, based on reported data.

Education Has Taken Steps to Improve Program Management but Has Not Effectively Coordinated Program Administration with Related Initiatives

Education has taken some steps to improve program management, but coordination with related teacher recruitment activities is lacking. For example, Education staff have promulgated a final rule to clarify the definition of a high-need school district and drafted a preliminary work plan to oversee the program. However, the department does not have procedures in place to validate DANTEs' designations of high-need schools and does not monitor spending patterns of Troops-to-Teachers placement offices. Additionally, despite operating multiple programs to recruit, retain, and develop teachers, Education has done little to facilitate coordination among the staff who manage these initiatives.

Education Has Better Defined High-Need Districts but Has Not Assessed the Data It Uses to Make High-Need School Determinations

After allowing time for public comment, Education promulgated a final rule in July 2005, in part to clarify the definition of a high-need school district. According to department officials, the rule change, which took effect in September 2005, was necessary because of discrepancies in the statute and subsequent confusion over which data sources and indicators of poverty to use.¹³ While 66 percent of districts nationwide met the criteria for designation as high-need—based on eligibility for free and reduced-price lunches—before the rule change, the department has not collected data to determine how the rule change would affect that number. Since a district's designation as high-need depends, in some cases, on the designation of schools within that district as high-need, and the number of schools nationwide designated as high-need is unknown, any discussion of how the rule change would affect qualifying districts depends on certain assumptions.¹⁴ If we assume that all districts with a poverty rate from 10 to 20 percent contain a high-need school to which all funded teachers have been assigned, then the percentage of districts qualifying would drop from 66 to 61. However, if none of these districts contains a high-need school, then the percentage of qualifying districts drops from 66 to 24.

¹³Teachers who received funding prior to the implementation of the rule will not lose their financial assistance, but teachers hired after implementation—September 15, 2005—will not be eligible for a bonus if the districts in which they teach do not meet the eligibility criteria.

¹⁴The actual number of qualifying schools nationwide cannot be determined because percentages of students served under IDEA are tracked at the district level rather than at the school-house level. As a result, the characteristics of individual schools cannot be assessed.

Although Education better defined high-need districts, it has not assessed the data it uses to make high-need school determinations. Based on the statute, DANTEs has defined a high-need school as having either 50 percent of more of its student population eligible to receive free and reduced-price lunches or “large percentages of children receiving special education services under IDEA.” However, unlike the criterion related to lunches, which states a specific qualifying percent that can be assessed using Education data sources, the statute does not make clear what constitutes a “large percentage” of students served under IDEA. In addition, the department does not have a basis for calculating IDEA information at the school-house level because its own Common Core of Data has that information only for districts.

According to DANTEs’ records, in an attempt to operationalize the definition of a high-need school, the department provided verbal guidance on or before February 15, 2002, on this issue, specifying that DANTEs should use an eligibility threshold of 11 percent, which it characterized as the national average. However, no one at the department we spoke with was familiar with the origins of this guidance, and according to our review of Education’s data, the percentage of students receiving services under IDEA across the nation was actually 13 percent in 2001 and 14 percent in 2002 and 2003.¹⁵ By our analysis, three-quarters of districts nationwide have 11 percent or more of their student population receiving IDEA services—indicating that the threshold the department established to define a “large percentage” may not result in a very targeted universe of schools. In commenting on a draft of this report, Education officials noted that in November 2005, they provided DANTEs with the latest national data on the percentage of students served under IDEA—13.8 percent. According to Education, DANTEs will use this figure when making determinations for the upcoming school year.

Because Education does not collect IDEA information at the school-house level, it is not possible to determine the concentration of students receiving services under IDEA in individual schools, and DANTEs must use alternative data sources to determine if schools meet the IDEA criterion. Specifically, DANTEs currently relies on a database operated by Standard and Poor’s that presents the percentage of students receiving services under IDEA for some schools in certain states. If information on

¹⁵National Center for Education Statistics, *Digest of Education Statistics, 2004*. U.S. Department of Education.

the schools where participants are working or applying is omitted from the database, DANTES then has to call the schools to make determinations on a case by case basis. Table 4 illustrates the different sources DANTES must use to determine if schools and districts meet the criteria necessary for designation as high-need.

Table 4: Criteria and Data Sources Used to Support the Designation of High-Need Schools and Districts

Criteria	Data sources DANTES uses	Percent of schools or districts, as applicable, meeting criterion nationwide
High-Need schools		
At least 50 percent of the student population must be eligible for free or reduced-price lunch	Education’s National Center for Education Statistics’ Common Core of Data	39.7
Large percentage of students qualify for assistance under IDEA	Information obtained from a database maintained by Standard and Poor’s, known as SchoolMatters.com, and from contacts with schools omitted from the database, in which participants are applying or working	School-level data not collected at the national level—DANTES has used 11% as the operational definition for “high percentage”
High-Need districts		
At least 10,000 students have families with incomes below the poverty line	U.S. Census Bureau’s Small Area Income and Poverty Estimates program	0.7 ^a
At least 20 percent of the student population has families with incomes below the poverty line	U.S. Census Bureau’s Small Area Income and Poverty Estimates program	23.4
Between 10% and 20% of students have families with incomes below the poverty line and teachers through the program are employed in high-need schools	U.S. Census Bureau’s Small Area Income and Poverty Estimates program	Up to 37.9 ^b

Source: Troops-to-Teachers legislation and regulations, DANTES, and data from the U.S. Department of Education and U.S. Census Bureau for 2003-2004.

^aThe vast majority of districts with 10,000 or more students from families with incomes below the poverty line also have at least 10 percent of the student population in poverty.

^bIn the absence of national information on IDEA participation at the school-house level, it is unknown how many schools meet the high-need criteria. As a result, it is impossible to determine how many districts across the nation contain a high-need school. However, if all of the 37.9 percent of districts containing between 10 and 20 percent of students in poverty have at least one school that meets the high-need criteria and all funded teachers have been assigned to this school, then they can be designated as high-need districts.

Education officials noted the difficulty of amassing the various data needed for DANTES to adhere to the definition of high-need schools, and cited this as a reason for not developing a centralized database of information. However, according to Education officials, the department had not assessed the reliability of the steps DANTES currently uses to

make high-need school determinations. Without a thorough review of the validity of available data, the department is unable to determine (1) if DANTES is applying the existing eligibility criteria appropriately, and (2) if the eligibility thresholds, particularly with regard to IDEA, reflect current conditions.

Education Lacks Controls to Ensure Effective Allocation of Program Funds and Timely Execution of Its Management Responsibilities

Education has not effectively implemented some of the controls necessary to ensure that the program is efficiently achieving its objectives. GAO's standards for agencies' internal control activities note the importance of qualified and continuous supervision, overall workforce continuity planning, and regular review of performance reports, budgets, and trends to ensure effective agency operations.¹⁶ Since 2001, Education has had four different individuals responsible for the Troops-to-Teachers program. Further, while one former manager had drafted a preliminary work plan, which included developing an evaluation plan and working with DANTES to develop performance measures, officials acknowledged that they had not focused on implementing the steps, and said that the current work plan needed improvement. When we established that no timeline was in place to implement the existing plan, officials responded that they would finalize a revised plan and implement it by February 2006. Officials added that while Troops-to-Teachers is included in Education's annual performance report, they are also working on alternative outcome measures that better assess the quality of teachers recruited through the program.

In addition, Education lacks the necessary controls to ensure that the program is spending its funding not only within the parameters established by the statute and the memorandum of agreement, but also in an efficient and productive way. The statute caps annual grants that can be made to states for Troops-to-Teachers' placement office operations at \$5 million and the memorandum caps expenses associated with administrative infrastructure, such as DANTES' spending on database management or personnel, at 10 percent of the total available funds. While Education officials check to ensure that the program does not exceed its caps, they neither review how DANTES spends its budget nor do they monitor the spending patterns of placement assistance offices. As noted earlier, 13 of the 30 funded placement offices received low scores of either "C" or "D"

¹⁶GAO, *Standards for Internal Control in the Federal Government*, GAO/AIMD-00-21.3.1 (Washington, D.C.: November 1999).

but department officials told us they have not determined if the cost per hire ratios, which drive the grades DANTESS assigns, are appropriate measures of state offices' performance. As a result, the department is not positioned to comment on the dispersion of these grades or to take action to address poor performing offices. Specifically, without assessing these measures or alternative performance data, Education cannot determine whether state offices should be closed or consolidated to improve program efficiency. Additionally, our analysis of the program's overall expenditures for fiscal year 2002 showed that about 60 percent was allotted to financial assistance and 40 percent of funds supported operational or administrative expenses in the central office and placement offices.¹⁷ For fiscal year 2004, to date, the amount expended on financial assistance has been just over 50 percent of the program's total expenditures. Without a thorough review of these spending patterns, the department's ability to take action when spending approaches the caps may be limited.

Education Has Not Made Efforts to Coordinate Program Administration with Other Federal Teacher Development Activities

Education operates another teacher recruitment and retention program—the Transition to Teaching program—that overlaps somewhat with the mission of Troops-to-Teachers. Both programs recruit mid-career professionals to teach in high-need schools and in subjects such as math and science, for which qualified teachers are in short supply. Both programs target career changers and Transition to Teaching funds are also used to recruit from the military population. However, as illustrated in table 5, Transition to Teaching is distinct from Troops-to-Teachers in that it provides grants directly to organizations, such as universities or county offices of education, that operate teacher certification programs.

¹⁷According to program officials, obligations for financial assistance each year are generally expended over a 3-year period because individuals receive their bonus payments in installments.

Table 5: Selected Department of Education Activities to Facilitate Entrance into the Teaching Profession

Program	Mission	Funding recipients	Numbers served	FY 2005 funding
Transition to Teaching	To support (1) the development of new or enhanced alternative routes to certification and (2) the participation of mid-career professionals in these programs and their ultimate recruitment by and retention in high-need schools and districts. Grant recipients operate programs that serve mid-career professionals from all industries and trades—participation is neither limited to nor focused exclusively on the military.	State and local educational agencies, for-profit organizations, non-profit organizations, or institutions of higher education collaborating with state or local educational agencies are eligible for 5-year grants to operate their programs	164 grantees have received funding to operate their programs since the federal program began in calendar year 2001.	\$44,900,000
Troops-to-Teachers	To recruit, prepare, and support former members of the armed forces as teachers in high-need schools and districts.	Individuals participating in the program are eligible for stipends and bonuses to facilitate entry into the teaching profession	About 8,000 individuals have received financial assistance since the program began in fiscal year 1994.	\$14,800,000

Source: GAO analysis.

We found that 12 of the 123 grants (approximately 10 percent) made through the Transition to Teaching program from the 2002 and 2004 award years funded programs that specifically targeted military personnel.¹⁸ For example, several universities receiving Transition to Teaching grants recruit from the retired military population and operate programs that provide mentoring services to assist with their retention and development. The remaining Transition to Teaching grantees generally focus their recruitment on career changers from a wide variety of professions, although they too may provide mentoring and ongoing support for new teacher candidates.

Despite the similarities in the mission of Transition to Teaching and Troops-to-Teachers, and the fact that they are administered by the same office within Education, we found minimal coordination between the programs. Although Education officials said that department personnel from both programs attend the same conferences and share ideas, there was little evidence of resource coordination beyond discussions of how the programs related. Additionally, officials noted that a teacher policy group had previously existed within the department so that managers could meet regularly to discuss the teacher-related programs they

¹⁸The Transition to Teaching Program did not hold a competition for award year 2003.

oversaw. Though department officials told us that the group had disbanded, they noted it would be a useful tool to facilitate ongoing collaboration.

Differences in data collection and monitoring strategies exist that may further limit the coordination of these programs. For example, DANTEs collects participation data on the Troops-to-Teachers program. For the Transition to Teaching program, however, Education merely lists grant recipients and summarizes their programs. Additionally, Education collects very little data to assess grant recipients' program outcomes. According to Education's performance report on Transition to Teaching, grantees use different methods for reporting data to the department. Further, the department does not have any summary information on the program's outcomes over time, but agency officials told us they have contracted with an independent research group to evaluate performance for a sample of 2002 grant recipients. Because Education does not know the demographic characteristics of the individuals who benefit from the Transition to Teaching program, the department cannot determine the extent to which the two programs complement and coordinate with one another to move former military personnel into teaching positions.

Education officials told us that they believe statutory barriers would prevent the consolidation of Troops-to-Teachers with the other programs like Transition to Teaching. Nevertheless, the officials acknowledged similarities between the programs and supported the idea of further coordination.

Conclusions

Between the enactment of NCLBA on January 8, 2002, and June 30, 2005, the Troops-to-Teachers program helped at least 3,875 former members of the military enter the teaching profession, contributing to the diversification of the teaching workforce. However, without thoroughly reviewing the data sources that DANTEs uses to designate schools as high-need, Education cannot ensure that DANTEs is (1) making accurate decisions about which schools meet the criteria and (2) placing new teachers in these high-need schools. Further, without providing updated guidance on eligibility thresholds for students served under IDEA, Education cannot ensure that the criteria currently used reflect schools' changing conditions.

Education, which has overseen the program since 2000, has taken some steps to manage the program, but it only recently established a timeline to finalize and implement a draft work plan. As of December 2005, however,

it remained unclear whether or not this plan would include a formal mechanism, such as a joint work group, to coordinate with a similar program also administered by the department—the Transition to Teaching program. Without more detailed coordination strategies, Education may be missing an important opportunity to leverage its resources and develop an effective campaign to recruit and retain mid-career professionals in high-need schools.

Finally, although the program’s operating budget is relatively small, without stronger controls in place to determine if program spending levels are appropriate, the department cannot ensure that placement offices are efficiently serving both eligible participants and the children in the neediest schools and districts. Thus, while the program is spending within its caps, because the department does not review how placement offices manage their funds, it is unable to identify those offices that are working well, determine ways in which consolidation may be wise, and justify the continued investment of federal dollars. In addition, without leveraging the efficiencies of placement offices that operate with low costs per hire, and considering the closure or consolidation of less efficient offices, the department may be unable to reduce the program’s operating costs and free additional funds for financial assistance, should the number of program registrants rise.

Recommendations for Executive Action

We are making three recommendations to further improve Education’s oversight of the Troops-to-Teachers program.

- To assist with the identification of eligible high-need schools and to help direct participants to them, the Secretary of Education should assess the reliability of the data DANTEs uses to determine a “large percentage” of students served under IDEA and periodically review existing guidance to ensure that the eligibility threshold related to the IDEA criterion reflects the changing conditions in schools.
- To better link programs that serve the military population and that relate to teacher recruitment and retention overall, the Secretary of Education should consider reconvening teacher policy groups or otherwise developing a plan to coordinate the use of existing departmental resources and staff assigned to monitor similar programs.
- To better exercise its discretion for grant-making to state placement offices and to ensure that budgets are created to reflect success in facilitating teacher placement, the Secretary of Education should

consider data that DANTES collects on placement offices' cost per hire ratios, or develop other measures of efficiency, and take action when offices are deemed ineffective at helping participants find employment.

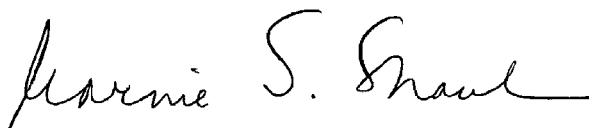
Agency Comments and Our Evaluation

We provided a draft of this report to Education and DOD for their review and comment. DOD did not provide any comments, and Education's comments are reproduced in appendix II.

Education generally agreed with our findings and recommendations. With regard to our first recommendation—that Education assess the reliability of the data DANTES uses to determine a “large percentage” of students served under IDEA and also review existing guidance it provides on making the determination—Education said that in November 2005, it provided DANTES with an updated figure on the percentage of students served nationally under IDEA. While our report reflects the information that DANTES had available for the current school year, the data that Education recently provided will be used for making determinations for the upcoming school year. We believe that it is important for the department to periodically update the IDEA data and to regularly monitor the reliability of the information that DANTES collects from schools to address this criterion.

We are sending copies of this report to the Secretaries of Education and Defense, relevant congressional committees, and other interested parties. We will also make copies available to others upon request. In addition, the report will be made available at no charge on our Web site at <http://www.gao.gov>.

Please contact me at (202) 512-7215 if you or your staff has any questions about this report. Contact points for our Offices of Congressional Relations and Public Affairs may be found on the last page of this report. Other contacts and major contributors are listed in appendix III.



Marnie S. Shaul, Director
Education, Workforce, and
Income Security Issues

Appendix I: Objectives, Scope, and Methodology

To address the objectives of this study, we used a variety of methodological approaches. To provide information on the number and characteristics of program participants and the factors affecting participation—our first reporting objective—we analyzed data that DANTES maintains on registered program participants, focusing on those participants who received funding through the program between the enactment of NCLBA on January 8, 2002, and June 30, 2005, which marks the end of the 2004-2005 school year. These data include demographic information, such as age and race, as well as information on the schools, subject areas, and grade levels taught for the participants' first 3 years of employment, which also helped us respond to our second reporting objective—the extent to which participants have been hired by and retained in high-need districts and priority subject areas.¹ To assess placement into high-need districts, we matched employment information to Education's Common Core of Data school survey, which includes school and district-level counts of free and reduced-price lunch eligibility. To provide information on the impact of the final rule on the number of school districts eligible to be classified as high-need, we analyzed data from the U.S. Census Bureau's Small Area Income and Poverty Estimates program, which includes enrollment and poverty counts by school district.

To provide information on factors affecting participation, we reviewed the methodology and findings from a recently issued survey of current Troops participants, which measures their satisfaction with the program, motivations to teach, views on professional development, and future career or retirement plans. In addition, we contacted personnel in several placement assistance offices to learn their perspectives. Although we were unable to quantify the order and magnitude of the factors they noted, these interviews contributed significantly to our findings in this regard.

To report on our final objective—the steps that Education has taken to implement internal controls to facilitate program management—we interviewed Education and DOD officials responsible for the oversight and administration of the program to learn more about the select internal controls that they implement to evaluate program achievements and the cost-effectiveness of the program. These controls include annual performance reports that states provide to DANTES and that DANTES in

¹The DANTES dataset includes information on teaching experiences for up to 12 years from the first placement year. However, this information is not actively collected and is not reliable for measuring retention rates beyond 3 years.

turn presents to Education and DOD. In addition, we assessed DANTEs' calculation of each state office's average cost per placement. We also obtained and reviewed relevant program guidance and materials from Education and DOD as appropriate to document these practices, including information on the new rule Education finalized in July 2005 to clarify program eligibility and its potential impact on the recruitment and retention of program participants. In addition, to provide general background information, we interviewed several education policy researchers, some of whom were teaching or researching in the field of teacher preparation, induction, and professional development, and reviewed related reports on these topics.

We assessed the reliability of DANTEs' administrative data by tracing the dataset contents to the source registration and program materials for all variables used in our analysis. In addition, we assessed the reliability of Education's Common Core of Data and the Census Bureau's Small Area Income and Poverty Estimates program data by reviewing existing information about the data and the system that produced them, and where applicable, performing electronic testing of required data elements. We further assessed the reliability of the Census data by reviewing published assessments by Census Bureau statisticians of both the model itself and how the results of that model compare to other national sources of income and poverty information. We determined that the data were sufficient and reliable for the purposes of our report. The work was done in accordance with generally accepted government auditing standards.

Appendix II: Comments from the Department of Education



UNITED STATES DEPARTMENT OF EDUCATION

OFFICE OF INNOVATION AND IMPROVEMENT

FEB 7 2006

Ms. Marnie Shaul
Director, Education, Workforce and Income Securities Issues
Government Accountability Office
441 G Street, NW
Washington, DC 20548

Dear Ms. Shaul:

Thank you for the opportunity to comment on the draft report entitled, "Troops to Teachers: Program Brings More Men and Minorities to the Teaching Workforce, but Education Could Improve Management to Enhance Results" (GAO-06-265). This report fulfills a mandate of the No Child Left Behind Act (NCLBA) that the Government Accountability Office (GAO) conduct an assessment of the Troops-to-Teachers program's accomplishments from January 2002 through June 2005. We have appreciated the opportunity to assist GAO in completing this study.

In the report, GAO makes three specific recommendations regarding the Department's oversight of this program. I would like to present one general comment and then specific comments on the three recommendations.

The Troops-to-Teachers program is unique in the manner in which it is authorized, giving the responsibility for program oversight to the Department of Education and responsibility for program administration and management to the Department of Defense through the Defense Activity for Non-Traditional Education Support (DANTES). We are aware of the challenges that arise in a program jointly administered in this way by two agencies and, as a result, we are working closely with DANTES to respond to implementation issues in a timely and appropriate way.

The first recommendation made in the report is that "...to assist with the identification of eligible high-need schools and to help direct participants to them, the Secretary of Education should assess the reliability of the data DANTES uses to determine a 'large percentage' of students served under IDEA and periodically review existing guidance to ensure that the eligibility threshold related to the IDEA criterion reflects the changing conditions in schools."

Each year, the Department, through the National Center for Education Statistics (NCES), publishes national data on the number and percentage of students served under IDEA. NCES generates this number by analyzing various data sets provided by the Department's Office of Special Education and Rehabilitative Services in its annual report to Congress on the implementation of IDEA.

400 MARYLAND AVE., S.W., WASHINGTON, D.C. 20202
www.ed.gov

Our mission is to ensure equal access to education and to promote educational excellence throughout the nation.

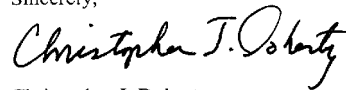
Office of Innovation and Improvement staff, in turn, provide each year's NCES data to DANTEs. Most recently, on November 25 of last year, we informed DANTEs that the latest national data indicate that 13.8 percent of students nationally are served under IDEA. DANTEs will use this percentage, for the coming year, in determining whether a school has a large percentage of students served under IDEA. More specifically, DANTEs will identify schools with more than 13.8 percent students served under IDEA as having a large percentage of those students. This procedure continues our past practice of classifying schools with a higher-than-average percentage of students served under IDEA (based on the most current data) as having a large percentage of students in that status. We believe that this procedure is responsive to the need, referenced in the report, to use accurate data that reflect the changing conditions in schools. While the draft report stated that the Department some years ago had provided DANTEs with an 11 percent statistic and had never updated that number, I am happy to report that this statement is no longer accurate.

The second recommendation in the draft report is that "...the Secretary of Education should consider reconvening the teacher policy groups or otherwise developing a plan to coordinate the use of existing departmental resources and staff assigned to monitor similar program." The Department supports and encourages coordination among programs with similar goals. Toward that end, the Secretary is considering additional strategies for improving the communication between and coordination of activities among these programs.

We have begun to address the third recommendation that "...the Secretary of Education should consider data that DANTEs collects on placement offices' cost per hire ratios, or develop other measures of efficiency, and take action when offices are deemed ineffective at helping participants find employment." To help determine whether the allocation of resources across the placement offices is efficient and appropriate, the Department has developed an efficiency measure for the Troops-to-Teachers program. That efficiency measure is the recruitment cost per teacher of record. "Recruitment cost" is defined as all overhead costs for the national headquarters and state offices of Troops-to-Teachers. "Teacher of record" is defined as a Troops-to-Teachers participant who is hired by an eligible school district. We have collected 2005 data for this measure and are currently analyzing the data for the purpose of making recommendations to DANTEs about the best use of resources under the program. We expect this analysis to be completed by the end of the current school year.

Thank you for taking the time to analyze and report on these issues. We will use the findings and recommendations to improve our oversight efforts regarding the Troops-to-Teachers program.

Sincerely,



Christopher J. Doherty
Acting Assistant Deputy Secretary
Office of Innovation and Improvement

Appendix III: GAO Contact and Staff Acknowledgments

GAO Contact

Marnie S. Shaul (202) 512-7215, ShaulM@gao.gov

Acknowledgments

Betty Ward-Zukerman (Assistant Director), Joy Gambino (Analyst-in-Charge), and Jeffrey W. Weinstein (Economist) managed all aspects of the assignment. In addition, Avrum Ashery, Richard Burkard, Wilfred Holloway, Mitch Karpman, Lynn Milan, John Mingus, Luann Moy, Mimi Nguyen, Karen O'Connor, Jim Rebbe, and Tovah Rom made significant contributions.

Related GAO Products

No Child Left Behind Act: Improved Accessibility to Education's Information Could Help States Further Implement Teacher Qualification Requirements. [GAO-06-25](#). Washington, D.C.: November 21, 2005.

Standards for Internal Control in the Federal Government. [GAO/AIMD-00-21.3.1](#). Washington, D.C.: November 1, 1999.

Troops to Teachers: Program Helped Address Teacher Shortages. [GAO-01-567](#). Washington, D.C.: May 25, 2001.

GAO's Mission

The Government Accountability Office, the audit, evaluation and investigative arm of Congress, exists to support Congress in meeting its constitutional responsibilities and to help improve the performance and accountability of the federal government for the American people. GAO examines the use of public funds; evaluates federal programs and policies; and provides analyses, recommendations, and other assistance to help Congress make informed oversight, policy, and funding decisions. GAO's commitment to good government is reflected in its core values of accountability, integrity, and reliability.

Obtaining Copies of GAO Reports and Testimony

The fastest and easiest way to obtain copies of GAO documents at no cost is through GAO's Web site (www.gao.gov). Each weekday, GAO posts newly released reports, testimony, and correspondence on its Web site. To have GAO e-mail you a list of newly posted products every afternoon, go to www.gao.gov and select "Subscribe to Updates."

Order by Mail or Phone

The first copy of each printed report is free. Additional copies are \$2 each. A check or money order should be made out to the Superintendent of Documents. GAO also accepts VISA and Mastercard. Orders for 100 or more copies mailed to a single address are discounted 25 percent. Orders should be sent to:

U.S. Government Accountability Office
441 G Street NW, Room LM
Washington, D.C. 20548

To order by Phone: Voice: (202) 512-6000
TDD: (202) 512-2537
Fax: (202) 512-6061

To Report Fraud, Waste, and Abuse in Federal Programs

Contact:

Web site: www.gao.gov/fraudnet/fraudnet.htm

E-mail: fraudnet@gao.gov

Automated answering system: (800) 424-5454 or (202) 512-7470

Congressional Relations

Gloria Jarmon, Managing Director, JarmonG@gao.gov (202) 512-4400
U.S. Government Accountability Office, 441 G Street NW, Room 7125
Washington, D.C. 20548

Public Affairs

Paul Anderson, Managing Director, AndersonP1@gao.gov (202) 512-4800
U.S. Government Accountability Office, 441 G Street NW, Room 7149
Washington, D.C. 20548