


June 1999

FOREIGN
ASSISTANCE

Rule of Law Funding
Worldwide for Fiscal
Years 1993-98



G A O

Accountability * Integrity * Reliability



B-282584

June 30, 1999

Congressional Requesters

In the early 1980s, the United States began helping Latin American countries improve their judicial and law enforcement organizations as a way to support democratic principles and institutions. Until 1990, the United States provided this “rule of law” assistance¹ primarily to countries in Latin America and the Caribbean. With the breakup of the Soviet Union, the Congress directed that part of the U.S. assistance to Central and Eastern Europe target the development of democratic institutions, including an independent judiciary.² Since then, the United States has provided rule of law and related assistance to these and other regions of the world.

You expressed concern that comprehensive information was not readily available about the various U.S. rule of law assistance programs and activities. At your request, we examined U.S. rule of law assistance programs and placed particular emphasis on rule of law activities in Latin America and the Caribbean. Specifically, we identified (1) the amount of U.S. rule of law funding provided worldwide (by region and country) in fiscal years 1993-98 and (2) the U.S. departments and agencies involved in providing rule of law assistance. As agreed with your offices, we are also providing more detailed information about the use of rule of law assistance in Latin America and the Caribbean. We are reporting separately on coordination efforts among the cognizant agencies in Washington, D.C.,

¹Until the early 1990s, the United States referred to its judicial reform programs in other countries as “administration of justice.” Throughout this report, we use the phrase “rule of law” to refer to U.S. assistance efforts to support legal, judicial, and law enforcement reform efforts undertaken by foreign governments. This term encompasses assistance to help reform legal systems (criminal, civil, administrative, and commercial laws and regulations) as well as judicial and law enforcement institutions (ministries of justice, courts, and police, including their organizations, procedures, and personnel). It includes assistance ranging from long-term reform efforts, with countries receiving funding over a period of years, to one-time training courses provided to the police or other law enforcement organizations.

²The Freedom Support Act of 1992 (P.L. 102-511) and the Support for Eastern European Democracy Act of 1989 (P.L. 101-179) provided for U.S. assistance to the former Soviet Union and Eastern Europe.

and on the specific U.S. rule of law efforts in five Latin American countries.³

Data on U.S. rule of law funding was not readily available, and some entities could not provide funding data for all the years of interest or had other problems in compiling the information we requested. Also, because the departments and agencies involved did not have an agreed-upon definition of what constitutes rule of law activities, we relied on each agency to provide us information for those activities it considered rule of law. In addition, we requested obligation data but were told by agency officials that what we received was a mix of obligated amounts and actual expenditures.⁴ Much of U.S. rule of law assistance supported long-term programs—sometimes over several years—that were funded by the U.S. Agency for International Development (USAID) (over 64 percent). Obligation data better reflected the magnitude of the funding involved in long-term and other programs because actual expenditures (or requests for reimbursements) often are not reported until subsequent years. However, other rule of law assistance provided, for example by law enforcement agencies, was relatively low-cost, short-term training or exchange programs. In this instance, obligations and actual expenditures were virtually synonymous. (See the scope and methodology section for a more complete discussion of these limitations.)

Results in Brief

Based on the funding data that cognizant departments and agencies made available, the United States provided at least \$970 million in rule of law assistance to countries throughout the world during fiscal years 1993-98. The Latin America and the Caribbean region was the largest recipient of U.S. rule of law assistance over the period, accounting for \$349 million, or more than one-third of the total assistance. In recent years, Central European countries received an increasingly larger share and, in 1998, Central Europe was the largest regional recipient, accounting for about one-third of all rule of law assistance. The United States provided at least some assistance to 184 countries—ranging from \$138 million for Haiti to \$2,000 for Burkina Faso. While most countries received less than

³We examined the rule of law programs in Colombia, El Salvador, Guatemala, Honduras, and Panama.

⁴Obligations are commitments to provide federal funding resulting in the immediate or future outlay of funds. Actual expenditures are the transfer of federal funds to liquidate an obligation.

\$1 million, 15 countries, including 7 in Latin America and the Caribbean, accounted for just over half of the total funding.

At least 35 entities from various U.S. departments and agencies have a role in U.S. rule of law assistance programs. The Departments of State and Justice and USAID are the principal organizations providing rule of law training, technical advice, and related assistance. The Department of Defense, the U.S. Information Agency (USIA), numerous law enforcement agencies and bureaus, and other U.S. departments and agencies also have a direct role.

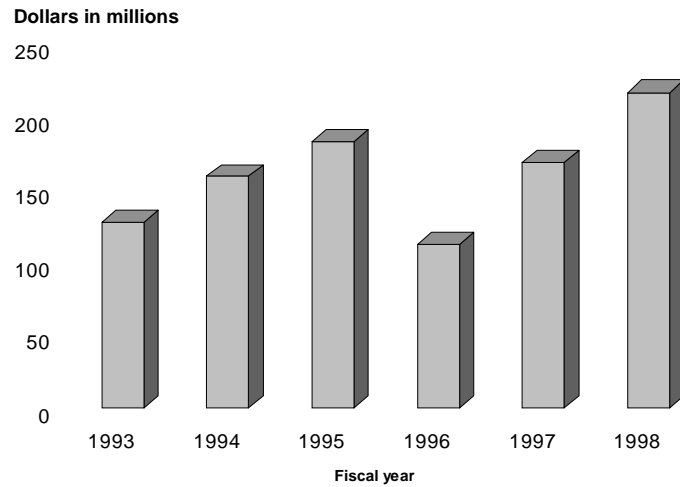
Forty countries in the Latin America and the Caribbean region received some rule of law assistance. More than three-fourths of the \$349 million in assistance was provided to seven countries. Haiti received nearly \$138 million, or about 40 percent of the regional total, largely in connection with U.S. and international efforts to restore order and democracy after a September 1991 military coup. Six other countries in the region—ranging from about \$41 million for El Salvador to \$12 million for Panama—accounted for about \$127 million, or nearly 37 percent of the regional total. Most of the rule of law assistance for Latin America and the Caribbean was provided to help the countries reform their criminal justice or law enforcement organizations, including training and technical assistance for prosecutors, public defenders, police officers, and investigators. A substantial amount was also dedicated to improving court operations, including modernizing court administration and enhancing public access to the judicial system.

Rule of Law Funding Worldwide

During fiscal years 1993-98, the United States funded rule of law programs and related activities in countries throughout the world.⁵ Over this period, rule of law assistance totaled at least \$970 million. Figure 1 illustrates the worldwide U.S. rule of law funding for fiscal years 1993-98. Over the period, the total annual rule of law funding increased from \$128 million to \$218 million. Although funding appears to have declined substantially in 1996, this may be largely explained by the fact that USAID could not readily provide rule of law funding information for fiscal year 1996 due to problems with its automated information system.

⁵Based on information provided by State, we grouped countries receiving rule of law assistance into eight geographical regions.

Figure 1: Worldwide U.S. Rule of Law Funding, Fiscal Years 1993-98



Source: Our analysis of U.S. agencies' rule of law funding data.

On a regional basis, the Latin America and the Caribbean region received the largest share, with about 36 percent. Africa, Central Europe, and the newly independent states of the former Soviet Union received about 15 percent each. (See table 1.)

Table 1: U.S. Worldwide Rule of Law Assistance by Region, Fiscal Years 1993-98

Dollars in millions

Region	Countries receiving rule of law assistance	Rule of law funding amount	Percentage of total funding
Latin American and the Caribbean	40	\$349.1	36.0
Africa	45	145.8	15.0
Central Europe	15	144.9	14.9
Newly independent states	12	142.4	14.7
Near East	17	65.1	6.7
East Asia and the Pacific	28	41.0	4.2
South Asia	6	16.9	1.7
Western Europe	21	15.4	1.6
Multiregional activities ^a	Not applicable	49.8	5.1
Total	184	\$970.5	100.0

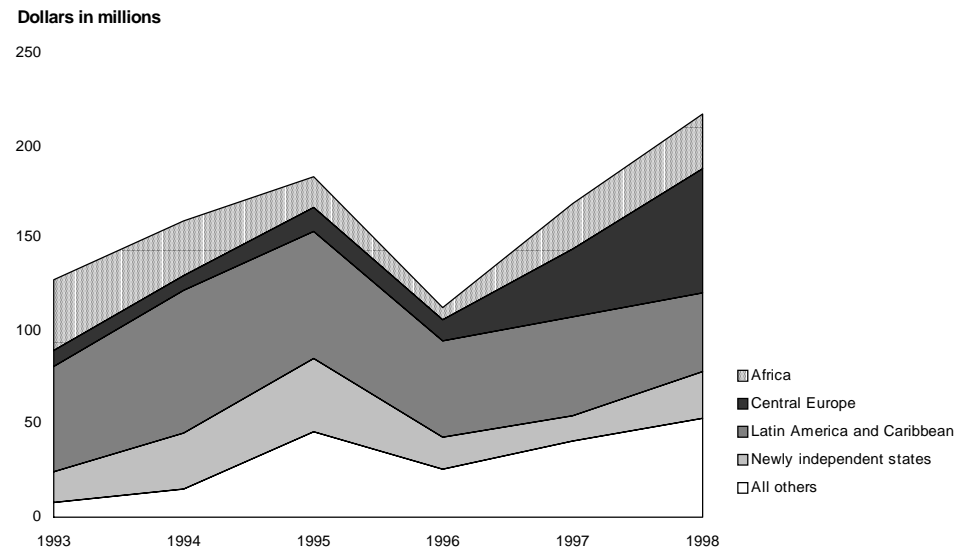
Note: Total does not add due to rounding.

^aWe use "multiregional" to denote rule of law assistance provided to several countries in two or more regions or when such assistance was not broken out by recipient countries.

Source: Our analysis of U.S. agencies' rule of law funding data.

From fiscal year 1993 to 1998, rule of law funding shifted primarily from the Latin America and the Caribbean region to other regions, mainly Central Europe. Funding for Central Europe grew from about \$9 million in fiscal year 1993 to over \$67 million in fiscal year 1998, accounting for 31 percent of the worldwide rule of law assistance that year. Over the same period, rule of law assistance in Latin America and the Caribbean declined from about \$57 million (44 percent of the worldwide total) to \$42 million (19 percent). Rule of law assistance to Africa also declined from \$38 million (30 percent of the worldwide total) in 1993 to \$29 million (13 percent) in 1998. Figure 2 illustrates these trends; appendix I provides more detailed data.

Figure 2: U.S. Rule of Law Funding, by Region, for Fiscal Years 1993-98



Source: Our analysis of U.S. agencies' rule of law funding data.

During fiscal years 1993-98, we identified 184 countries that received at least some U.S. rule of law funding. However, over half of this assistance went to just 15 countries. Haiti received the most, primarily in connection with U.S. and international efforts to restore peace and stability to the country after a 1991 coup. Most countries (102 of the 184) received less than \$1 million. Table 2 illustrates the top 15 recipients. (App. II provides detailed rule of law funding by region and country for fiscal years 1993-98.)

Table 2: Largest U.S. Rule of Law Assistance Recipients, Fiscal Years 1993-98

Dollars in millions

Country	Rule of law assistance	Percentage of worldwide total
Haiti	\$137.9	14.2
Russia	63.7	6.6
El Salvador	40.7	4.2
Somalia	37.5	3.9
Egypt	33.0	3.4
South Africa	22.5	2.3
Bosnia-Herzegovina	21.6	2.2
Colombia	20.5	2.1
Bolivia	20.3	2.1
Nicaragua	18.8	1.9
Ukraine	17.9	1.8
Guatemala	15.1	1.6
Cambodia	14.1	1.5
Sri Lanka	13.8	1.4
Panama	12.0	1.2
Others (169 countries)	480.9	49.6
Total	\$970.5	100.0

Note: Total does not add due to rounding.

Source: Our analysis of U.S. agencies' rule of law funding data.

U.S. Departments and Agencies Involved in Rule of Law Assistance

State's Under Secretary for Global Affairs has overall responsibility for coordinating rule of law programs and activities.⁶ At least 35 entities from the departments and agencies have a role in providing U.S. rule of law assistance programs. (See app. III.) Most U.S. rule of law funding is provided through the international affairs appropriations and is transferred

⁶In an effort to address long-standing congressional concerns that rule of law coordination efforts among the numerous departments and agencies in Washington, D.C., were ineffective, State appointed a rule of law coordinator in February 1999. The coordinator's principal mandate is to work with all the U.S. departments and agencies providing rule of law assistance to develop a framework for future U.S. international rule of law assistance efforts. In addition, the coordinator will be the principal U.S. liaison to other donors and private sector organizations involved in rule of law activities. The status of the coordinator's efforts is the subject of a separate review.

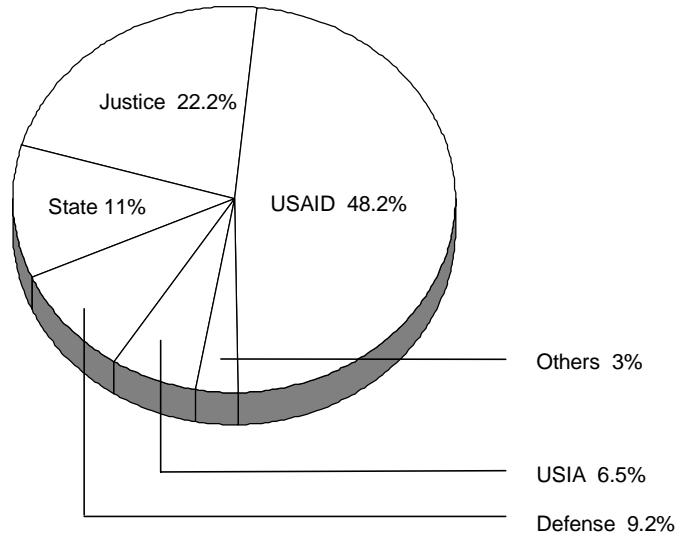
or reimbursed to the other departments and agencies, primarily by USAID, but to a lesser extent by State.

**Departments and Agencies
Providing Rule of Law
Assistance**

USAID and the Department of Justice oversaw the implementation of 70 percent, or about \$683 million, of all U.S. rule of law assistance programs and activities worldwide during fiscal years 1993-98. USAID focused on improving the capabilities of judges, prosecutors, and public defenders and their respective institutions as well as increasing citizen access to justice. Most of Justice's rule of law activities were carried out by its International Criminal Investigative Training Assistance Program (ICITAP), which emphasized enhancing the overall police and investigative capabilities of law enforcement organizations.

State, the Department of Defense, and USIA accounted for about \$258 million, or about 27 percent, of the U.S. worldwide efforts. State's activities focused on international narcotics and law enforcement and antiterrorist assistance. Defense provided rule of law training to foreign military servicemembers, but most of its rule of law assistance was provided to support its operations in Haiti. USIA focused on increasing the awareness and knowledge of rule of law issues through various educational programs, such as exchanges between host country judicial and law enforcement personnel and their U.S. counterparts. (See fig. 3.)

Figure 3: U.S. Departments and Agencies Providing U.S. Rule of Law Assistance Worldwide, Fiscal Years 1993-98 (Percentage of total funding)



Source: Our analysis of U.S. agencies' rule of law funding data.

Source of Rule of Law Funding

Funding for rule of law programs and related activities was provided primarily through the international affairs appropriations for USAID, State, and USIA. These three entities accounted for more than 91 percent of all rule of law funding, or \$884 million, in fiscal years 1993-98. In addition, Defense provided about \$58 million (6 percent). Although they provided small amounts of funding, almost all rule of law assistance provided by Justice, the Treasury, and other departments and agencies was funded through interagency transfers and reimbursements from USAID and, to a lesser extent, State.

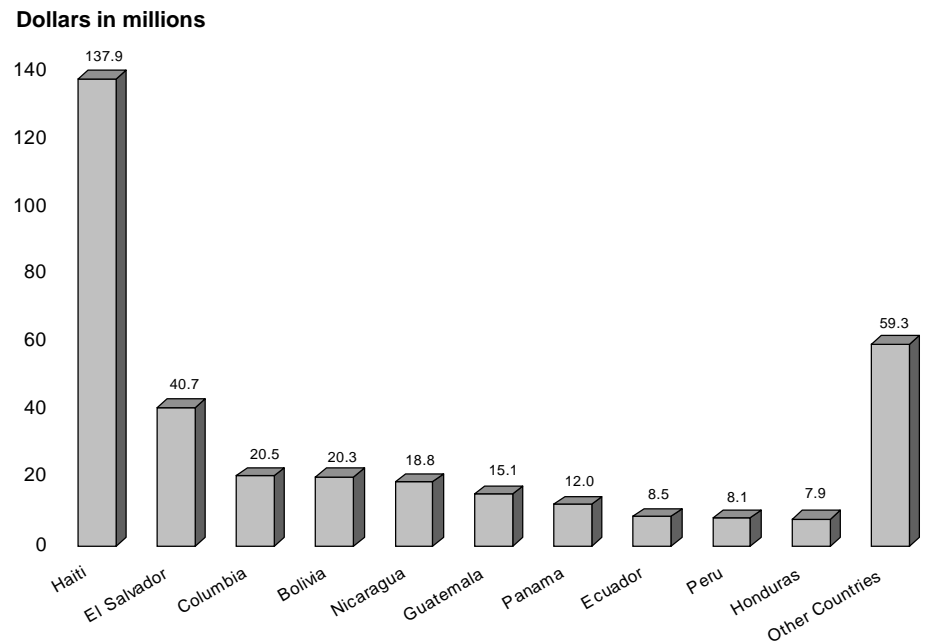
Rule of Law Assistance to Latin America and the Caribbean

As previously noted, the Latin America and the Caribbean region was the largest recipient of U.S. rule of law assistance in fiscal years 1993-98. As with the overall worldwide rule of law assistance, we identified the funding and recipients and the departments and agencies involved. In addition, we categorized the rule of law assistance provided to the region to help describe what the overall purposes of the assistance were.

Recipients of Rule of Law Assistance in the Region

In fiscal years 1993-98, the United States provided \$349 million in rule of law assistance to Latin America and the Caribbean (about 36 percent of the worldwide total). Forty countries in the region received a portion of this assistance, although the funding was concentrated among a few countries. Seven countries accounted for about 76 percent of the total regional funding. Two of the seven—Haiti and El Salvador—accounted for just over 50 percent of the regional total, with \$137.9 million and \$40.7 million, respectively. (See fig. 4.)

Figure 4: Ten Largest Recipients of U.S. Rule of Law Assistance in Latin America and the Caribbean, Fiscal Years 1993-98



Source: Our analysis of U.S. agencies' rule of law funding data.

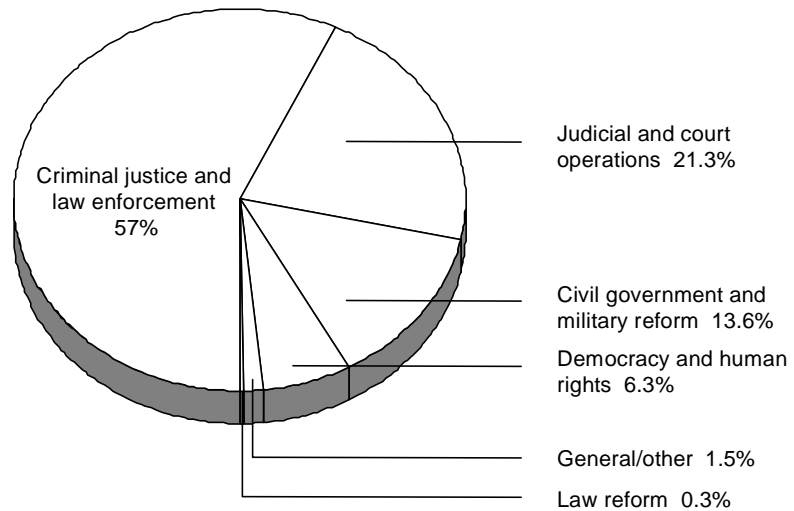
Haiti was a special case. The United States provided large amounts of assistance during this period in an attempt to restore order and democracy after a coup in 1991. Nearly one-third of the assistance for Haiti was a \$42.6 million, one-time commitment from Defense in 1994 for equipment, supplies, and other support to assist international police monitors and a multinational force. In subsequent years, Haiti continued to be the top recipient of rule of law funds in the region, receiving \$35.5 million in fiscal year 1995, \$16 million in 1996, and about \$15 million in fiscal years 1997 and

1998. Most of this assistance was provided to develop and support a civilian national police force.

Rule of Law Assistance Activities in the Region

To help illustrate what rule of law assistance was used for in the Latin America and the Caribbean region, we grouped rule of law assistance into one of six categories based on descriptions provided by the cognizant agencies. Although we placed each program or activity into one primary category, many programs, USAID's in particular, had multiple purposes that could be identified with more than one category. Figure 5 illustrates the distribution of rule of law assistance by these categories. (App. IV defines the categories we used and provides funding levels by country and category.)

Figure 5: Categories of U.S. Rule of Law Assistance in Latin America and the Caribbean, Fiscal Years 1993-98 (Percentage of total regional funding)



Source: Our analysis of U.S. agencies' rule of law funding data.

The largest rule of law category was assistance for criminal justice and law enforcement. About \$199 million—57 percent of the regional total for fiscal years 1993-98—was dedicated to these activities. We included assistance to police, prosecutors, public defenders, and other host country agencies (such as customs) that take on law enforcement functions, as well as antinarcotics and antiterrorism assistance, in this category. Almost

every country in the region that received rule of law assistance had some criminal justice and law enforcement funding. Haiti received the largest amount of such assistance—\$72.5 million. Other major recipients were El Salvador (\$25.9 million), Colombia (\$19.9 million), Panama (\$11.2 million), and Bolivia (\$9.8 million). Virtually all of the assistance provided through Justice and most of the funding provided by USAID and State was in this category.

Assistance for judicial and court operations was the second largest category, comprising \$74.2 million (21 percent of the regional total). USAID provided 88 percent of the funding.

Assistance for civil government and military reform was the third largest category—\$47.6 million (13.6 percent). We included assistance for governmental entities other than the courts and criminal justice and law enforcement systems in this category. The largest single element was \$42.6 million provided by Defense to Haiti in 1994. In addition, we included most of the military service training on topics such as civil-military relations and professional skills for maritime and military personnel.

Much less funding was devoted to the other categories—\$22 million for democracy and human rights, \$5.3 million for general and other activities, and \$1.1 million for law reform. In the category of democracy and human rights, we included civic education activities, as well as some efforts that focused specifically on human rights, citizen participation, and related topics. In the general/other category, we included most of the legal education grants provided by USIA, as well as assistance on various topics such as intellectual property rights and drug education and rehabilitation.

Scope and Methodology

To determine how much U.S. rule of law assistance was provided worldwide in fiscal years 1993-98, and to identify the U.S. departments and agencies involved, we reviewed program documentation and interviewed officials at the Department of State, USAID, the Department of Defense, and USIA—the principal sources of funding for U.S. rule of law programs. These officials identified other departments and agencies with rule of law activities. We asked officials from each of these entities to provide funding and descriptive information for its activities over the period.

However, most of these departments and agencies did not have rule of law funding information readily available and had to initiate ad hoc efforts to compile data addressing our questions. Further complicating this effort

was the fact that the departments and agencies did not have a commonly accepted definition of what constituted rule of law activities.⁷ Therefore, we relied on each department and agency (and the bureaus and offices within those entities) to provide us information on the programs and activities it considered rule of law. In some instances, programs with an apparent rule of law element were not included. For example, USAID did not include all of its assistance for human rights, and State did not include all of its antinarcotics assistance.

Additionally, the funding data is a mix of obligated amounts and actual expenditures. For agencies (primarily USAID) that provided rule of law assistance over several years, obligation data better reflected the magnitude of the funding involved because actual expenditures (or requests for reimbursement) may not be reported until subsequent years.⁸ However, other rule of law assistance provided, for example by law enforcement agencies, was relatively low-cost, short-term training or exchange programs. In this instance, obligations and actual expenditures were virtually synonymous. Therefore, we used actual expenditures.

Because of the volume of data—almost 4,600 program and activity records—and the lack of documentation in some agencies, we did not independently verify the accuracy of the data provided. Some agencies could not provide data for the entire period—fiscal years 1993-98—or lacked funding amounts for some identified rule of law activities.

- USAID’s automated information system could not provide worldwide data for fiscal year 1996. The system was upgraded that year, and 1996 information was not captured in the new system nor was it available in USAID’s prior system. At our request, USAID polled each of its missions in Latin America and the Caribbean to obtain rule of law funding data, including fiscal year 1996; however, because of the magnitude of the effort, we did not request that USAID do the same for the other regions of the world. To help mitigate this limitation, we used information from other agencies indicating USAID rule of law funding for 1996. However,

⁷In commenting on this report, USAID responded that rule of law “embodies the basic principles of equal treatment of all people before the law, fairness, and both constitutional and actual guarantees of basic human rights; it is founded on a predictable, transparent legal system with fair and effective judicial institutions to protect citizens against the arbitrary use of state authority and lawless acts of both organizations and individuals.”

⁸In those cases when obligations covered more than 1 fiscal year, we spread the amounts evenly over the years if the time frame was provided; otherwise, the full amount was reported in the year obligated.

this information likely understates USAID's assistance levels to regions other than Latin America and the Caribbean for the year.

- State's Bureau of International Narcotics and Law Enforcement Affairs provided us funding information for fiscal years 1997 and part of 1998. Essentially, this office transferred rule of law funds to U.S. law enforcement and related agencies to assist their foreign counterparts. Therefore, for the other years, we relied on the U.S. recipients of this funding to report the amount of rule of law funding provided by the Bureau.

In addition, for many agencies, the fiscal year 1998 data provided to us was compiled before the fiscal year data had been finalized and may be incomplete. However, with the exception of not having complete USAID funding information for fiscal year 1996, we believe the funding levels for the other departments and agencies generally reflect their rule of law activities.

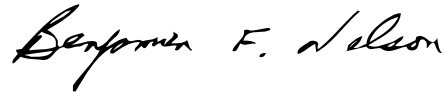
We performed our work from June 1998 to May 1999 in accordance with generally accepted government auditing standards.

Agency Comments

The Departments of Commerce, Defense, Justice, State, and the Treasury; USAID; and USIA commented on a draft of this report. Defense and USAID provided written comments (see apps. V and VI); the others provided oral comments. USAID also provided its definition of rule of law. All of the agencies concurred with the report; some provided technical comments that have been incorporated, as appropriate.

Unless you publicly announce its contents earlier, we plan no further distribution of this report until 15 days after its issue date. At that time, we will send copies of this report to the Honorable Madeleine K. Albright, the Secretary of State; the Honorable William S. Cohen, the Secretary of Defense; the Honorable Robert E. Rubin, the Secretary of the Treasury; the Honorable William M. Daley, the Secretary of Commerce; the Honorable J. Brian Atwood, the Administrator of USAID; the Honorable Penn Kemble, the Acting Director of USIA; and interested congressional committees. We will make copies available to others upon request.

Please contact me at (202) 512-4128 if you or your staff have any questions about this report. Key contributors to this report are listed in appendix VII.

A handwritten signature in black ink that reads "Benjamin F. Nelson". The signature is written in a cursive style with a large initial 'B' and 'N'.

Benjamin F. Nelson
Director, International Relations and
Trade Issues

List of Congressional Requesters

The Honorable Joseph R. Biden
The Honorable John Breaux
The Honorable Paul Coverdell
The Honorable Mike DeWine
The Honorable Bob Graham
The Honorable Charles E. Grassley
The Honorable Orrin G. Hatch
The Honorable Jesse A. Helms
The Honorable Patrick J. Leahy
United States Senate

The Honorable Benjamin A. Gilman
The Honorable Porter J. Goss
The Honorable Bill McCollum
The Honorable E. Clay Shaw
House of Representatives

Contents

Letter	1
Appendix I Worldwide U.S. Rule of Law Funding Summary by Region, Fiscal Years 1993-98	22
Appendix II Worldwide U.S. Rule of Law Funding by Region and Country, Fiscal Years 1993-98	23
Appendix III U.S. Departments and Agencies Involved in Rule of Law Activities	36
Appendix IV U.S. Funding for Rule of Law Assistance Categories for Latin America and the Caribbean, Fiscal Years 1993-98	38
Appendix V Comments From the Department of Defense	42

Appendix VI Comments From the U.S. Agency for International Development	43
---	----

Appendix VII GAO Contacts and Staff Acknowledgements	45
---	----

Tables	
Table 1: U.S. Worldwide Rule of Law Assistance by Region, Fiscal Years 1993-98	5
Table 2: Largest U.S. Rule of Law Assistance Recipients, Fiscal Years 1993-98	7
Table I.1: Worldwide U.S. Rule of Law Assistance by Region	22
Table II.1: U.S. Rule of Law Funding by Region and Country, Fiscal Years 1993-98	24
Table IV.1: U.S. Funding for Six Rule of Law Assistance Categories in Latin American and Caribbean Countries, Fiscal Years 1993-98	40

Figures	
Figure 1: Worldwide U.S. Rule of Law Funding, Fiscal Years 1993-98	4
Figure 2: U.S. Rule of Law Funding by Region, Fiscal Years 1993-98	6
Figure 3: U.S. Departments and Agencies Providing U.S. Rule of Law Assistance Worldwide, Fiscal Years 1993-98 (Percentage of total funding.)	9
Figure 4: Ten Largest Recipients of U.S. Rule of Law Assistance in Latin America and the Caribbean, Fiscal Years 1993-98	10
Figure 5: Categories of U.S. Rule of Law Assistance in Latin America and the Caribbean, Fiscal Years 1993-98 (Percentage of total regional funding.)	11

Contents

Abbreviations

ICITAP	International Criminal Investigative Training Assistance Program, U.S. Department of Justice
USAID	U.S. Agency for International Development
USIA	U.S. Information Agency

Worldwide U.S. Rule of Law Funding Summary by Region, Fiscal Years 1993-98

Worldwide U.S. rule of law assistance grew from about \$128 million in fiscal year 1993 to about \$218 million in fiscal year 1998. The growth was not uniform across the geographic regions, with Central Europe increasing from about \$8 million to over \$67 million during the period—supplanting the Latin America and the Caribbean region as the leading recipient of rule of law assistance. Table I.1 shows rule of law assistance by region for fiscal years 1993-98.

Table I.1: Worldwide U.S. Rule of Law Assistance by Region

Dollars in thousands

Region	Fiscal year						Total ^b
	1993	1994	1995	1996	1997	1998	
Africa	\$38,420	\$29,700	\$17,016	\$6,169	\$25,175	\$29,327	\$145,806
Central Europe	8,741	7,432	12,866	12,015	36,454	67,349	144,857
East Asia and the Pacific	2,805	3,490	8,375	8,690	8,657	9,002	41,019
Latin America and the Caribbean	56,715	77,043	68,275	51,296	53,642	42,178	349,149
Near East	395	4,348	30,382	9,027	7,414	13,549	65,115
Newly independent states	16,193	30,341	39,622	17,230	13,388	25,636	142,411
South Asia	63	2,811	3,210	3,379	3,586	3,894	16,943
Western Europe	1,794	1,890	840	3,861	3,674	3,309	15,368
Multiregional ^a	2,676	2,432	3,219	976	17,216	23,293	49,812
Total^b	\$127,802	\$159,485	\$183,806	\$112,643	\$169,207	\$217,538	\$970,481

^aWe used "multiregional" for rule of law assistance provided to several countries in two or more regions or when such assistance was not broken out by recipient countries.

^bTotals may not add due to rounding.

Source: Our analysis of U.S. agencies' rule of law funding data.

Worldwide U.S. Rule of Law Funding by Region and Country, Fiscal Years 1993-98

In fiscal years 1993-98, the United States provided at least some rule of law assistance to 184 countries. The assistance ranged from multiyear institutional development programs to one-time, short-term training for police or other law enforcement personnel. Table II.1 shows the dollar value of the rule of law assistance provided to all the countries we identified as receiving some assistance. In some cases, the assistance was not identified with a specific country or was provided to countries in multiple regions—such assistance is identified as “regional” or “multiregional,” respectively.

Appendix II
Worldwide U.S. Rule of Law Funding by
Region and Country, Fiscal Years 1993-98

Table II.1: U.S. Rule of Law Funding by Region and Country, Fiscal Years 1993-98

Region	Country
Africa	Angola
	Benin
	Botswana
	Burkina Faso
	Burundi
	Cameroon
	Cape Verde
	Central African Republic
	Chad
	Comoros
	Congo (Brazzaville)
	Congo (Kinshasa)
	Djibouti
	Eritrea
	Ethiopia
	Gambia
	Ghana
	Guinea
	Guinea-Bissau
	Ivory Coast
	Kenya
	Liberia
	Madagascar
	Malawi
	Mali
	Mauritania
	Mauritius
	Mozambique
	Namibia
	Niger
Nigeria	
Rwanda	
Sao Tome and Principe	
Senegal	
Seychelles	

**Appendix II
Worldwide U.S. Rule of Law Funding by
Region and Country, Fiscal Years 1993-98**

Fiscal year						
1993	1994	1995	1996	1997	1998	Total
0	0	0	\$15,480	\$170,892	0	\$186,372
0	0	\$28,000	2,165	15,416	\$67,208	112,789
0	0	0	280	0	28,858	29,138
0	0	0	299	1,686	0	1,985
\$410,000	\$500,000	1,499,000	41,704	0	0	2,450,704
22,224	0	0	286	86,476	117,390	226,376
0	0	1,479	15,500	20,992	0	37,971
0	0	0	34,338	0	0	96,923
0	0	12,856	406	80,303	83,512	177,077
0	0	966	1,049	0	2,030	4,045
0	0	0	0	3,059	0	3,059
0	0	0	532	27,284	0	27,816
0	0	0	0	62,224	0	62,224
0	0	550,000	218,585	84,971	8,869	862,425
171,083	606,083	446,083	398,227	528,845	2,079,016	4,229,339
217,000	735,000	0	0	0	0	952,000
280,480	8,000	783,734	239,935	313,864	71,854	1,697,867
34,317	9,856	0	0	0	0	44,173
700,000	600,000	623,000	9,844	0	52,814	1,985,658
30,000	0	33,800	1,108	22,451	54,552	141,911
0	40,000	28,000	84,604	162,831	225,646	541,081
0	0	0	782	1,405,872	557	1,407,211
\$75,842	0	0	\$78,163	\$1,047,292	\$1,221,265	\$2,422,562
885,000	1,560,000	1,379,000	750,000	842,194	750,000	6,166,194
0	0	158,240	99,558	854	36,721	295,373
0	0	0	1,718	1,890	0	3,608
6,055	6,806	0	0	5,368	53,518	71,747
1,200,000	1,775,000	0	54,575	102,033	36,416	3,168,024
11,315	0	425,000	29,686	152,748	12,444	631,193
0	30,667	24,111	266	854	21,103	77,001
19,000		29,000	94,508	49,138	10,816	202,462
36,712	33,880	654,786	1,313,606	2,278,162	104,342	4,421,488
0	0	5,547	0	0	0	5,547
50,460	28,000	87,348	148,204	532,101	97,502	943,615
39,317	0	0	9,618	19,660	1,176	69,771

Appendix II
Worldwide U.S. Rule of Law Funding by
Region and Country, Fiscal Years 1993-98

Region	Country
	Sierra Leone
	Somalia
	South Africa
	Sudan
	Swaziland
	Tanzania
	Togo
	Uganda
	Zambia
	Zimbabwe
	Regional
Africa total	
East Asia and the Pacific	Australia
	Brunei
	Burma
	Cambodia
	China
	Fiji
	Guam
	Hong Kong
	Indonesia
	Japan
	Korea
	Laos
	Malaysia
	Nothern Mariana Islands
	Mongolia
	Nepal
	New Zealand
	Papua New Guinea
	Philippines
	Samoa
	Singapore
	Solomon Islands
	Taiwan
	Thailand
	Tonga

**Appendix II
Worldwide U.S. Rule of Law Funding by
Region and Country, Fiscal Years 1993-98**

Fiscal year						
1993	1994	1995	1996	1997	1998	Total
34,825	16,648	0	63,581	19,902	46,000	180,956
25,000,000	12,500,000	0	0	0	0	37,500,000
5,910,000	7,210,000	5,365,672	773,225	856,839	2,362,299	22,478,035
0	0	0	1,718	1,890	0	3,608
0	0	0	3,150	11,300	2,077	16,527
568,000	1,116,000	1,067,000	743,350	108,444	187,178	3,789,972
4,000	0	0	636	18,275	26,344	49,255
248,000	441,000	75,000	54,002	411,880	54,898	1,284,780
250,000	300,000	698,000	31,010	89,739	123,593	1,492,342
0	44,676	25,910	37,175	262,876	76,000	446,637
2,216,000	2,138,000	2,952,000	816,300	15,374,109	21,311,049	44,807,458
\$38,419,630	\$29,699,616	\$17,016,117	\$6,169,173	\$25,174,713	\$29,327,047	\$145,806,298
0	0	0	\$52,803	\$88,780	\$969,498	\$1,111,081
0	0	0	0	0	112,893	112,893
0	0	35,000	2,000	2,000	7,911	46,911
0	802,404	4,158,710	4,874,671	4,207,742	71,974	14,115,502
38,000	90,000	0	1,263,035	859,621	900,881	3,151,537
0	0	0	0	0	14,048	14,048
0	0	0	0	0	33,485	33,485
0	0	0	5,520	10,757	32,106	48,383
838,000	75,991	2,422,000	50,654	134,601	279,893	3,801,139
4,000	0	0	357,721	206,494	268,936	837,151
126,754	49,918	36,427	161,012	153,537	228,910	756,558
0	\$36,000	\$20,000	\$47,072	\$16,581	\$52,927	\$172,580
\$382,988	260,817	33,622	73,567	1,004,105	3,171,827	4,926,926
0	0	0	0	0	7,680	7,680
0	0	0	20,095	116,921	144,988	282,004
1,049,000	2,109,000	524,000	528,799	488,000	47,703	4,746,502
0	0	0	42,000	48,960	53,450	144,410
41,157	0	8,200	76,772	60,968	30,357	217,454
302,503	18,336	572,154	64,079	87,634	179,193	1,223,899
0	0	8,200	8,637	27,140	24,000	67,977
0	7,612	0	0	70,738	22,016	100,366
0	0	17,093	0	9,971	40,180	67,244
0	11,624	12,193	17,100	26,830	78,495	146,242
0	28,000	407,001	420,448	327,394	738,802	1,921,645
22,250	0	8,200	0	0	34,409	64,859

Appendix II
Worldwide U.S. Rule of Law Funding by
Region and Country, Fiscal Years 1993-98

Region	Country
	Tuvalu
	Vanuatu
	Vietnam
	Regional
East Asia and the Pacific total	
Near East	Algeria
	Bahrain
	Egypt
	Israel
	Jordan
	Kuwait
	Lebanon
	Malta
	Morocco
	Oman
	Qatar
	Saudi Arabia
	Syria
	Tunisia
	United Arab Emirates
	Yemen
	West Bank/Gaza
	Regional
Near East total	
South Asia	Afghanistan
	Bangladesh
	India
	Maldives
	Pakistan
	Sri Lanka
South Asia total	
Western Europe	Austria
	Belgium
	Canada
	Cyprus
	Denmark
	Finland

**Appendix II
Worldwide U.S. Rule of Law Funding by
Region and Country, Fiscal Years 1993-98**

Fiscal year							Total
1993	1994	1995	1996	1997	1998		
0	0	0	0	0	8,333	8,333	
0	0	8,200	9,799	0	16,332	34,331	
0	0	35,000	112,359	325,131	633,447	1,105,937	
0	0	69,000	502,316	383,082	797,500	1,751,898	
\$2,804,652	\$3,489,702	\$8,375,000	\$8,690,459	\$8,656,987	\$9,002,173	\$41,018,974	
0	0	0	0	\$28,485	0	\$28,485	
\$42,281	0	0	\$38,643	1,890	\$15,658	98,472	
20,007	\$1,493,352	\$23,024,092	5,161,949	1,557,701	1,731,337	32,988,438	
6,846	0	1,141,189	923,697	1,494,229	409,106	3,975,067	
0	1,996,228	143,304	1,384,857	1,959,131	1,147,318	6,630,838	
32,570	0	0	13,839	1,890	986,236	1,034,535	
0	2,676	2,978	62,329	339,596	1,036,091	1,443,670	
0	0	12,500	50	30,450	0	43,000	
18,514	58,554	24,296	53,665	903,324	528,967	1,587,320	
0	2,431	0	19,379	2,866	808,951	833,627	
0	0	0	1,718	1,890	732,144	735,752	
0	0	0	141,000	213,115	1,299,877	1,653,992	
0	0	0	1,718	1,890	0	3,608	
0	69,200	971,561	948,640	371,205	1,062,205	3,422,811	
0	\$20,538	0	\$18,753	\$1,890	\$120,000	\$161,181	
0	0	30,000	6,718	6,890	3,216,585	3,260,193	
0	705,000	5,000,000	0	0	142,455	5,847,455	
\$275,000	0	32,000	250,176	497,362	312,328	1,366,866	
\$395,218	\$4,347,979	\$30,381,920	\$9,027,131	\$7,413,804	\$13,549,258	\$65,115,310	
0	0	0	0	0	\$15,152	\$15,152	
0	\$139,566	\$11,800	\$189,317	\$147,525	47,847	536,055	
\$1,037	1,122	189,335	800,373	887,259	286,302	2,165,428	
9,562	30,000	0	18,563	9,861	22,336	90,322	
0	39,062	0	84,684	47,760	160,895	332,401	
52,847	2,600,758	3,008,714	2,285,714	2,493,842	3,361,931	13,803,807	
\$63,446	\$2,810,508	\$3,209,849	\$3,378,651	\$3,586,247	\$3,894,463	\$16,943,165	
0	0	0	\$67,537	\$37,995	\$12,000	\$117,532	
0	0	0	28,000	0	102,409	130,409	
0	0	0	62,600	31,200	83,539	177,339	
\$438,669	\$89,696	\$228,518	785,809	948,533	1,013,712	3,504,937	
11,551	23,245	1,356	59,935	34,562	67,827	198,476	
0	0	0	34,040	58,744	60,000	152,784	

Appendix II
Worldwide U.S. Rule of Law Funding by
Region and Country, Fiscal Years 1993-98

Region	Country
	France
	Germany
	Greece
	Iceland
	Ireland
	Italy
	Luxembourg
	Netherlands
	Norway
	Portugal
	Spain
	Sweden
	Switzerland
	Turkey
	United Kingdom
	Regional
Western Europe total	
Central Europe	Albania
	Bosnia-Herzegovina
	Bulgaria
	Croatia
	Czech Republic
	Estonia
	Hungary
	Latvia
	Lithuania
	Macedonia
	Poland
	Romania
	Serbia/ Montenegro
	Slovakia
	Slovenia
	Regional
Central Europe total	
Latin America and the Caribbean	Anguilla
	Antigua and Barbuda
	Argentina

**Appendix II
Worldwide U.S. Rule of Law Funding by
Region and Country, Fiscal Years 1993-98**

Fiscal year						
1993	1994	1995	1996	1997	1998	Total
0	0	24,377	43,422	154,991	120,448	343,238
42,193	33,375	32,302	328,581	368,007	314,393	1,118,851
892,027	1,066,598	16,373	314,625	70,479	39,745	2,399,847
0	0	0	0	5,000	20,000	25,000
0	0	0	40,000	304,968	6,100	351,068
0	0	0	253,468	640,387	241,956	1,135,811
0	0	0	7,948	0	0	7,948
0	0	0	37,400	38,000	50,070	125,470
1,818	0	0	200	53,416	91,128	146,562
0	0	0	0	22,615	9,000	31,615
16,506	0	7,525	66,766	62,920	23,616	177,333
0	0	0	0	0	17,935	17,935
36,754	0	36,877	39,150	15,000	0	127,781
304,279	676,891	483,564	1,589,050	618,245	838,398	4,510,427
0	0	9,498	37,620	71,134	89,356	207,608
50,000			64,761	138,279	107,011	360,051
\$1,793,797	\$1,889,805	\$840,390	\$3,860,912	\$3,674,475	\$3,308,643	\$15,368,022
\$278,816	\$288,167	\$937,726	\$655,889	\$946,484	\$1,502,670	\$4,609,752
0	0	57,000	3,269,290	6,949,727	11,334,127	21,610,144
721,464	441,646	1,315,108	285,610	432,718	1,263,064	4,459,610
183,012	183,012	219,012	2,794,858	259,080	192,569	3,831,543
0	73,500	139,160	413,321	136,464	154,253	916,698
556,543	1,297,288	322,154	222,023	209,696	456,540	3,064,247
1,100,211	374,651	204,793	312,310	144,844	826,511	2,963,320
772,449	765,327	202,723	412,863	326,361	781,171	3,260,896
704,618	692,359	1,662,516	404,245	361,826	3,432,783	7,258,348
94,595	229,595	992,763	695,506	316,359	442,766	2,771,583
1,597,468	705,461	4,068,026	859,234	313,302	712,465	8,255,958
241,376	266,376	342,010	1,066,627	714,287	1,066,960	3,697,633
0	0	0	49,927	55,411	63,652	168,990
0	51,094	338,300	153,623	171,232	359,169	1,073,418
0	0	0	81,883	110,576	301,610	494,069
2,490,179	2,063,179	2,065,179	337,679	25,005,522	44,458,660	76,420,401
\$8,740,732	\$7,431,656	\$12,866,471	\$12,014,889	\$36,453,890	\$67,348,971	\$144,856,609
0	0	0	0	\$4,716	0	\$4,716
0	0	0	0	43,833	\$29,706	73,539
\$416,200	\$1,261,726	\$724,324	\$2,026,922	927,537	175,444	5,532,153

Appendix II
Worldwide U.S. Rule of Law Funding by
Region and Country, Fiscal Years 1993-98

Region	Country
	Aruba
	Bahamas
	Barbados
	Belize
	Bermuda
	Bolivia
	Brazil
	British Virgin Islands
	Cayman Islands
	Chile
	Colombia
	Costa Rica
	Cuba
	Dominica
	Dominican Republic
	Ecuador
	El Salvador
	Grenada
	Guatemala
	Guyana
	Haiti
	Honduras
	Jamaica
	Mexico
	Netherlands Antilles
	Nicaragua
	Panama
	Paraguay
	Peru
	St. Kitts and Nevis
	St. Lucia
	St. Vincent and Grenadines
	Suriname
	Trinidad and Tobago
	Turks and Caicos
	Uruguay
	Venezuela

**Appendix II
Worldwide U.S. Rule of Law Funding by
Region and Country, Fiscal Years 1993-98**

Fiscal year							Total
1993	1994	1995	1996	1997	1998		
0	0	0	0	4,716	0	4,716	
2,439	25,000	0	720	44,768	0	72,927	
129,728	0	4,822	45,016	29,041	11,390	219,997	
32,092	17,000	6,060	33,429	56,401	29,023	174,005	
0	0	0	0	4,716	0	4,716	
3,546,549	4,730,874	2,762,100	3,028,581	3,743,175	2,478,792	20,290,070	
452,028	154,286	154,735	727,743	1,971,389	791,950	4,252,131	
0	0	0	0	4,716	0	4,716	
0	0	0	0	6,172	0	6,172	
644,008	816,287	916,065	321,896	458,120	102,039	3,258,415	
11,127,685	4,560,907	99,503	2,284,697	384,453	2,082,495	20,539,740	
106,298	107,590	174,386	154,587	180,875	163,281	887,017	
0	100	180	132	486	1,263	2,161	
0	15,000	6,842	0	12,582	0	34,424	
129,238	76,835	124,249	81,898	1,685,156	2,650,243	4,747,619	
2,288,406	607,567	1,684,557	1,489,370	820,456	1,566,195	8,456,551	
9,176,904	3,029,757	12,506,304	9,207,185	4,198,363	2,589,397	40,707,910	
8,000	8,000	8,023	7,008	13,791	9,428	54,250	
3,578,054	1,291,404	357,368	1,759,622	5,721,037	2,358,987	15,066,472	
2,000	882,622	7,201	502,709	876,512	428,863	2,699,907	
7,000,000	49,600,000	35,471,500	16,036,389	14,859,757	14,940,858	137,908,504	
450,147	1,165,792	774,229	1,762,694	2,877,553	833,001	7,863,416	
1,088,578	650,853	264,000	278,240	11,972	58,950	2,352,593	
236,775	1,201,272	810,148	585,674	2,849,475	1,690,991	7,374,337	
0	0	0	0	10,816	0	10,816	
8,078,000	3,676,494	606,044	1,688,366	1,707,446	3,083,854	18,840,204	
2,233,820	156,807	4,429,514	3,075,216	1,204,601	930,439	12,030,397	
751,323	667,033	944,891	224,856	584,537	179,343	3,351,983	
52,520	1,774,024	945,458	1,871,366	1,341,950	2,156,384	8,141,702	
6,283	0	99,070	53,635	14,621	0	173,609	
0	15,000	0	7,075	19,506	0	41,581	
0	0	0	17,541	4,716	0	22,257	
0	28,000	35,609	17,000	40,284	18,837	139,730	
140,051	23,478	40,575	115,375	135,549	75,778	530,806	
0	0	0	0	4,716	0	4,716	
289,790	32,441	759,064	233,339	57,675	38,467	1,410,776	
808,162	341,575	807,738	337,079	1,099,236	362,498	3,756,288	

Appendix II
Worldwide U.S. Rule of Law Funding by
Region and Country, Fiscal Years 1993-98

Region	Country
	Regional
Latin America and the Caribbean total	
Newly independent states	Armenia
	Azerbaijan
	Belarus
	Georgia
	Kazakhstan
	Kyrgyz Republic
	Moldova
	Russia
	Tajikistan
	Turkmenistan
	Ukraine
	Uzbekistan
	Regional
Newly independent states total	
Multiregional total	
Grand total	

Source: Our analysis of U.S. agencies' rule of law funding data.

**Appendix II
Worldwide U.S. Rule of Law Funding by
Region and Country, Fiscal Years 1993-98**

Fiscal year							Total
1993	1994	1995	1996	1997	1998		
3,940,025	124,958	2,750,078	3,320,692	5,625,054	2,340,089	18,100,895	
\$56,715,103	\$77,042,682	\$68,274,637	\$51,296,052	\$53,642,476	\$42,177,984	\$349,148,934	
0	\$494,000	\$300,000	\$997,356	\$113,888	\$622,453	\$2,527,697	
0	162,000	0	121,133	83,362	277,793	644,288	
\$40,000	225,000	730,406	129,330	262,065	135,280	1,522,081	
	527,296	793,636	309,539	292,192	641,688	2,564,350	
	1,998,000	1,104,000	399,321	338,065	342,536	4,181,922	
190,958	2,379,958	1,130,958	402,093	196,292	745,685	5,045,943	
269,309	606,309	673,309	571,773	353,907	1,150,866	3,625,471	
5,254,311	15,828,311	23,858,827	9,091,998	2,685,884	7,023,812	63,743,144	
0	570,000	942,000	122,919	49,687	141,899	1,826,505	
0	148,000	114,000	93,416	135,390	408,928	899,734	
869,628	4,129,510	3,898,189	2,214,431	2,837,954	3,995,858	17,945,570	
0	1,020,000	449,000	281,675	84,408	693,384	2,528,467	
9,569,000	2,253,000	5,628,000	2,495,000	5,954,799	9,456,057	35,355,856	
\$16,193,206	\$30,341,384	\$39,622,324	\$17,229,983	\$13,387,893	\$25,636,239	\$142,411,028	
\$2,676,000	\$2,432,000	\$3,219,000	\$975,991	\$17,216,163	\$23,293,045	\$49,812,199	
\$127,801,784	\$159,485,332	\$183,805,710	\$112,643,242	\$169,206,648	\$217,537,824	\$970,480,540	

U.S. Departments and Agencies Involved in Rule of Law Activities

In compiling the rule of law assistance data for this report, we identified 7 cabinet-level departments and 28 related agencies, bureaus, and offices involved in providing rule of law assistance. Many are law enforcement agencies providing training and technical assistance to their counterparts overseas. These are listed below.

Department of Commerce

- International Trade Administration
- National Telecommunications and Information Administration
- Office of General Counsel, Commercial Law Development Program
- U.S. Patent and Trademark Office

Department of Defense

- U.S. Air Force
- U.S. Army
- U.S. Marine Corps
- U.S. Navy

Department of Energy

Department of Justice

- Drug Enforcement Administration
- Federal Bureau of Investigation
- Immigration and Naturalization Service
- Criminal Division
 - International Criminal Investigative Training Assistance Program
 - Office of Overseas Prosecutorial Development, Assistance and Training

Department of State

- Bureau of Diplomatic Security, Office of Antiterrorism Assistance
- Bureau of International Narcotics and Law Enforcement Affairs
- Bureau of Western Hemisphere Affairs (formerly Bureau of Inter-American Affairs)

Department of the Treasury

- Bureau of Alcohol, Tobacco and Firearms

Appendix III
U.S. Departments and Agencies Involved in
Rule of Law Activities

- U.S. Customs Service
 - Office of International Affairs
 - Office of Investigations
- Federal Law Enforcement Training Center
- Financial Crimes Enforcement Network
- Internal Revenue Service
- U.S. Secret Service

Department of Transportation

- U.S. Coast Guard

U.S. Agency for International Development (USAID)

U.S. Information Agency (USIA)

U.S. Funding for Rule of Law Assistance Categories for Latin America and the Caribbean, Fiscal Years 1993-98

To develop an overview of the types of activities being funded for the Latin America and the Caribbean region, we grouped the U.S. rule of law assistance program data for the region into six categories based on activity descriptions provided by the cognizant departments and agencies. Although we placed each program or activity into one primary category, many programs, USAID's in particular, had multiple purposes that could be identified with more than one category. The following definition for each category we used and the types of activities we included.

Criminal Justice and Law Enforcement: Assistance to help criminal justice or law enforcement organizations make reforms or improve their capabilities to carry out their responsibilities in a professional and competent manner. We included technical assistance and training for police, prosecutors, public defenders, and other personnel in law enforcement-related agencies (such as Customs) in this category. Assistance for police often focused on investigative capabilities and management improvements. Technical assistance and training topics included detection and identification of firearms, development of criminal investigation units, maritime law enforcement, and detection of counterfeit currency. We also included antinarcotics and antiterrorism assistance.

Judicial and Court Operations: Assistance to help reform or improve operations of judicial and court systems. We included activities that focused on modernizing court administration, training in oral advocacy skills, training judicial personnel, and establishing procedures for judge selection and a career ladder for judges. In addition, we included programs intended to improve access to the justice system and establish legal aid services and justice centers; to institute alternative dispute resolution, mediation, or arbitration procedures in various sectors; and to provide exchange opportunities, training, or research related to the judicial or legal system in general.

Civil Government and Military Reform: Assistance to help promote reform in other than judicial and law enforcement government agencies, improve cooperation and understanding between civil and military agencies, or develop responsive or responsible government institutions and officials. The majority of the activities were training courses provided by the military services on topics such as civil-military relations, professional skills for maritime and military personnel, and military law, although the largest single item was the funding to support multinational forces and police monitors in Haiti. We also included training and related programs on government ethics and corruption in this category.

Appendix IV
U.S. Funding for Rule of Law Assistance
Categories for Latin America and the
Caribbean, Fiscal Years 1993-98

Democracy and Human Rights: Assistance to promote democracy, electoral reforms, or respect for human rights. We included USAID human rights activities and many USIA-funded activities that focused on civic education, citizen participation, free press, and related topics in this category.

General/Other Activities: Assistance that did not fit into other categories or was not clearly described. We included legal education grants provided by USIA and training or exchange programs on an assortment of topics such as intellectual property rights, drug education and rehabilitation, and domestic and gender violence. In addition, we included assistance that had no description.

Law Reform: Assistance to help develop, document, or revise constitutions, laws, codes, regulations, or other guidance that institute and strengthen the rule of law. We included activities primarily focused on law reform, including judicial or criminal procedures code reforms. However, some law reform activities may be included in other categories as a component of a larger program—especially USAID programs that had multiple goals.

Table IV.1 illustrates the distribution of the rule of law assistance by the categories we developed among the countries in Latin America and the Caribbean. Well over half of all U.S. rule of law assistance to the region was technical assistance and training for criminal justice and law enforcement personnel—police, prosecutors, public defenders, and others.

**Appendix IV
U.S. Funding for Rule of Law Assistance
Categories for Latin America and the
Caribbean, Fiscal Years 1993-98**

Table IV.1: U.S. Funding for Six Rule of Law Assistance Categories in Latin American and Caribbean Countries, Fiscal Years 1993-98

Dollars in thousands

Country	Criminal justice and law enforcement	Judicial and court operations	Civil government and military reform	Democracy and human rights	General/ other	Law reform	Total^a
Anguilla	\$5	0	0	0	0	0	\$5
Antigua and Barbuda	57	0	\$17	0	0	0	74
Argentina	4,857	\$191	110	\$168	\$207	0	5,532
Aruba	5	0	0	0	0	0	5
Bahamas	63	0	10	0	0	0	73
Barbados	194	0	26	0	0	0	220
Belize	137	0	37	0	0	0	174
Bermuda	5	0	0	0	0	0	5
Bolivia	9,785	9,822	579	0	105	0	20,290
Brazil	2,569	647	70	403	563	0	4,252
British Virgin Islands	5	0	0	0	0	0	5
Cayman Islands	6	0	0	0	0	0	6
Chile	2,840	86	92	38	202	0	3,258
Colombia	19,945	0	318	39	238	0	20,540
Costa Rica	236	102	218	7	322	2	887
Cuba	0	0	0	0	2	0	2
Dominica	20	0	15	0	0	0	34
Dominican Republic	1,339	2,809	424	66	109	0	4,748
Ecuador	5,456	2,645	189	105	60	1	8,457
El Salvador	25,945	13,783	615	125	236	4	40,708
Grenada	31	0	23	0	0	0	54
Guatemala	8,356	6,403	177	43	88	0	15,066
Guyana	57	2,571	73	0	0	0	2,700
Haiti	72,541	22,430	42,621	217	100	0	137,909
Honduras	4,964	2,615	208	62	14	0	7,863
Jamaica	191	2,089	14	0	57	1	2,353
Mexico	2,398	3,422	401	332	821	0	7,374
Netherlands Antilles	11	0	0	0	0	0	11
Nicaragua	1,249	2,963	15	13,509	104	1,000	18,840
Panama	11,220	292	11	138	369	0	12,030
Paraguay	1,853	854	161	240	234	9	3,352
Peru	2,406	290	267	4,967	183	28	8,142

**Appendix IV
U.S. Funding for Rule of Law Assistance
Categories for Latin America and the
Caribbean, Fiscal Years 1993-98**

Dollars in thousands

Country	Criminal justice and law enforcement	Judicial and court operations	Civil government and military reform	Democracy and human rights	General/ other	Law reform	Total^a
St. Kitts and Nevis	136	0	38	0	0	0	174
St. Lucia	20	0	22	0	0	0	42
St. Vincent and Grenadines	5	0	18	0	0	0	22
Suriname	57	0	73	0	0	11	140
Trinidad and Tobago	398	18	29	51	35	0	531
Turks and Caicos	5	0	0	0	0	0	5
Uruguay	1,133	53	119	30	75	0	1,411
Venezuela	2,937	146	382	5	282	5	3,756
Regional	15,488	0	224	1,443	946	0	18,101
Total^a	\$198,922	\$74,230	\$47,596	\$21,991	\$5,349	\$1,060	\$349,149

^aTotals may not add due to rounding.

Source: Our analysis of U.S. agencies' rule of law funding data.

Comments From the Department of Defense



SPECIAL OPERATIONS/
LOW-INTENSITY CONFLICT

THE ASSISTANT SECRETARY OF DEFENSE
WASHINGTON, D.C. 20301-2500

JUN 14 1999

Mr. Benjamin F. Nelson
Director, International Relations and Trade Issues
National Security and International Affairs Division,
U.S. General Accounting Office
Washington, D.C. 20548

Dear Mr. Nelson:

This is the Department of Defense (DoD) response to the General Accounting Office (GAO) draft report, "(U) FOREIGN ASSISTANCE: Rule of Law Funding Worldwide for 1993-98," dated May 18, 1999 (GAO Code 711360), OSD Case 1825.

The DoD has reviewed the draft report and concurs with the following comment. On page 13, this report notes that the majority of "military service training" falls within the category of "Assistance for civil government and military reform." Although this may be true for some of the programs, several of the military service training programs have multiple purposes that might be identified with more than one category, to include "democracy and human rights" and "judicial and court operations." The draft report acknowledges that the designation of a limited number of topics creates a constraint on accurately portraying the analysis of the subject areas being funded under the U.S. Rule of Law Assistance initiative.

The Department appreciates the opportunity to comment on the draft.

Sincerely,

A handwritten signature in black ink, appearing to read "B. Sheridan", written over a horizontal line.

Brian E. Sheridan

Comments From the U.S. Agency for International Development



U.S. AGENCY FOR
INTERNATIONAL
DEVELOPMENT

June 3, 1999

Mr. Henry L. Hinton, Jr.
Assistant Comptroller General
National Security and International Affairs Division
U.S. General Accounting Office
441 G Street NW, Room 4039
Washington, D.C. 20548

Dear Mr. Hinton:

I am pleased to provide the U.S. Agency for International Development's (USAID's) formal response on the draft report entitled, "Foreign Assistance: Rule of Law Funding Worldwide for Fiscal Years 1993-98" [May 1999].

We believe the report accurately represents the fiscal data we provided to you about USAID funding for rule of law programs. The presentation of spending data from all U.S. agencies providing international rule of law assistance serves as a useful document, and we congratulate you on providing the data in a single, readable format.

The report cites one definition of "rule of law". The following definition used by USAID is provided in an effort to share information and to help make the subject less elusive:

The term "rule of law" embodies the basic principles of equal treatment of all people before the law, fairness, and both constitutional and actual guarantees of basic human rights; it is founded on a predictable, transparent legal system with fair and effective judicial institutions to protect citizens against the arbitrary use of state authority and lawless acts of both organizations and individuals.

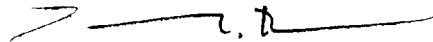
1300 PENNSYLVANIA AVENUE, N.W.
WASHINGTON, D.C. 20523

**Appendix VI
Comments From the U.S. Agency for
International Development**

2

Thank you for the opportunity to respond to the GAO report and for the courtesies extended by your staff in conducting this review.

Sincerely,



Terrence J. Brown
Assistant Administrator
Bureau for Management

GAO Contacts and Staff Acknowledgements

GAO Contacts

Jess Ford, (202) 512-4268
A.H. Huntington, III, (202) 512-4140

Acknowledgements

In addition to those named above, Ann L. Baker, Mark B. Dowling, Marcelo Fava, Wyley Neal, and Richard Seldin made key contributions to this report.

Ordering Information

The first copy of each GAO report and testimony is free. Additional copies are \$2 each. Orders should be sent to the following address, accompanied by a check or money order made out to the Superintendent of Documents, when necessary, VISA and MasterCard credit cards are accepted, also.

Orders for 100 or more copies to be mailed to a single address are discounted 25 percent.

Orders by mail:

**U.S. General Accounting Office
P.O. Box 37050
Washington, DC 20013**

or visit:

**Room 1100
700 4th St. NW (corner of 4th and G Sts. NW)
U.S. General Accounting Office
Washington, DC**

**Orders may also be placed by calling (202) 512-6000
or by using fax number (202) 512-6061, or TDD (202) 512-2537.**

Each day, GAO issues a list of newly available reports and testimony. To receive facsimile copies of the daily list or any list from the past 30 days, please call (202) 512-6000 using a touchtone phone. A recorded menu will provide information on how to obtain these lists.

For information on how to access GAO reports on the INTERNET, send an e-mail message with "info" in the body to:

info@www.gao.gov

or visit GAO's World Wide Web Home Page at:

<http://www.gao.gov>

**United States
General Accounting Office
Washington, D.C. 20548-0001**

**Official Business
Penalty for Private Use \$300**

Address Correction Requested

<p>Bulk Rate Postage & Fees Paid GAO Permit No. GI00</p>

