

23753

120088

BY THE U.S. GENERAL ACCOUNTING OFFICE

**Report To The Honorable James M. Jeffords
House Of Representatives**


**Federal Food, Agriculture, And Nutrition
Programs In The New England Region**

The six New England States have about 6 percent of the U.S. population, spend approximately \$18 billion annually on food, and produce some \$3 billion in agricultural products.

This report identifies 146 Federal food, agriculture, and nutrition programs which provided \$5.7 billion in direct funding and indirect assistance to the New England region from 1971 through 1980. Recent changes in authority and appropriations will tend to reduce the program funds available for food assistance and dairy production.



120088



**GAO/RCED-83-36
DECEMBER 2, 1982**

024134

Request for copies of GAO reports should be sent to:

**U.S. General Accounting Office
Document Handling and Information
Services Facility
P.O. Box 6015
Gaithersburg, Md. 20760**

Telephone (202) 275-6241

The first five copies of individual reports are free of charge. Additional copies of bound audit reports are \$3.25 each. Additional copies of unbound report (i.e., letter reports) and most other publications are \$1.00 each. There will be a 25% discount on all orders for 100 or more copies mailed to a single address. Sales orders must be prepaid on a cash, check, or money order basis. Check should be made out to the "Superintendent of Documents".



UNITED STATES GENERAL ACCOUNTING OFFICE
WASHINGTON, D.C. 20548

RESOURCES COMMUNITY,
AND ECONOMIC DEVELOPMENT
DIVISION

B-209580

The Honorable James M. Jeffords
United States House of Representatives

Dear Mr. Jeffords:

This report responds to your letter of April 2, 1982, which asked for information on Federal food, agriculture, and nutrition programs in New England. You specifically requested (1) an identification of the Federal food, agriculture, and nutrition programs that have benefited New England, (2) the flow of Federal funds and in-kind assistance associated with those programs, (3) legislative and administrative changes resulting from recently enacted food legislation, and (4) the projected impact of these changes on the New England region's food system.

After reviewing the availability of data to answer your request, we agreed with your office to (1) use Community Services Administration (CSA) reports entitled "Geographic Distribution of Federal Funds" for fiscal years 1971 through 1980 to identify program efforts and funding levels, (2) obtain funding and indirect assistance information on 146 pertinent programs, (3) restrict our analysis of program changes to appropriation shifts from fiscal years 1981 to 1982, and (4) gather any available reports analyzing the impact of changes on the New England food system.

CSA no longer publishes data on geographic distribution of Federal funds, but the Office of Management and Budget (OMB) stated that this type of data will be published in the future. In addition to CSA data, we obtained information from the Departments of Agriculture (USDA) and Commerce and the New England Regional Commission. We also visited and interviewed USDA headquarters officials in Washington, D.C., and contacted each New England State agricultural office and professors of three New England land-grant colleges. The changes in fiscal year appropriations were obtained directly from the USDA budget office. This review was performed in accordance with generally accepted government audit standards.

The attached five appendixes:

--Describe New England agriculture (app. I).


--Identify and describe 146 Federal food, agriculture, and nutrition programs pertinent to New England (app. II).

- Tabulate funding levels totaling \$5.7 billion for fiscal years 1971 through 1980 (app. III).
- Identify total agency appropriation levels in and changes between fiscal years 1981 and 1982. Agricultural and rural development programs increased and domestic food and international programs decreased, with a total increase of \$3.3 billion in fiscal year 1982 (app. IV).
- Identify the most recent appropriation changes proposed for fiscal year 1983 which, if implemented, would reduce seven food assistance and dairy programs (app. V).

The Federal food, agriculture, and nutrition programs available to New England during fiscal years 1971 through 1980 emphasized food assistance to consumers. Programs directed at producers were second in the amount of assistance provided. Analysis of the data shows that the fiscal year 1982 budget for agricultural agencies increased overall even though funds budgeted for food assistance decreased. The final appropriation package for fiscal year 1983 has not been enacted, but the omnibus reconciliation and current appropriation efforts indicate that funds for seven food assistance and dairy programs pertinent to New England would be reduced. We are not aware of any analyses made of the impact of past Federal programs, recent changes, or pending legislation on the New England food system.

As agreed with your office, we did not get agency comments on this report. We will make copies of the report available to interested congressional committees and members, agency officials, and persons contacted during our review. We will be pleased to provide further assistance should you desire any additional information.

Sincerely yours,



J. Dexter Peach
Director

C o n t e n t s

		<u>Page</u>
APPENDIX		
I	NEW ENGLAND AGRICULTURAL CHARACTERISTICS	1
II	FEDERAL FOOD, AGRICULTURE, AND NUTRITION PROGRAMS IN NEW ENGLAND	4
III	FOOD, AGRICULTURE, AND NUTRITION FUNDING, FISCAL YEARS 1971-80	23
IV	AGRICULTURE APPROPRIATIONS FOR FISCAL YEARS 1981 AND 1982	30
V	CHANGES IN FOOD, AGRICULTURE, AND NUTRITION PROGRAMS FOR FISCAL YEAR 1983	40

ABBREVIATIONS

CCC	Commodity Credit Corporation
CFDA	Catalog of Federal Domestic Assistance
CSA	Community Services Administration
DOC	Department of Commerce
DOI	Department of the Interior
DOL	Department of Labor
OMB	Office of Management and Budget
USDA	Department of Agriculture
WRC	Water Resources Council



NEW ENGLAND AGRICULTURAL CHARACTERISTICS

Geographically, the New England region includes the six States of Maine, New Hampshire, Vermont, Massachusetts, Connecticut, and Rhode Island and encompasses about 67,000 square miles of the northeastern corner of the United States. The 1980 U.S. Census tabulates a population of about 12.3 million (less than 6 percent of the U.S. total). The area is characterized by mountains, upland plateau, and lowland plains.

Land use in New England, based on 1975 data, is divided into six major categories: cropland, 6.3 percent; pasture and range, 2.2 percent; forest and woodland, 73.8 percent; urban, 6.1 percent; water, 5.6 percent; and other, 6 percent. Despite the heavy forestation, timber production is not considered a major activity. Table I on the following page shows basic characteristics of New England agriculture.

New England, when compared with the rest of the Nation, is not heavily engaged in agricultural activities. New England imports about 84 percent of its food needs. New Englanders spend about \$18 billion annually on food, and of that amount about \$3 billion in retail value is grown locally. Between 1950 and 1974, the number of farms declined; but between 1974 and 1978, the industry has experienced new growth. Higher productivity is due in large part to specialty crops.

New England's commercial fishing industry experienced a decline in the past several decades. However, with the passage in March 1976 of the Magnuson Fisheries Conservation and Management Act (Public Law 94-265), the situation has improved. The act established a national conservation and management program and extended U.S. jurisdiction over foreign and domestic fishing to within 200 miles of the Nation's shores. Between 1976 and 1979, commercial fish landings increased about 30 percent as indicated in table II (see p. 3).

Table INew England Agriculture

(Composite data from USDA)

<u>State</u>	<u>Number of farms</u>	<u>Acres of land in farm use (note a)</u>
		(000 omitted)
Connecticut	4,300	500
Maine	8,100	1,600
Massachusetts	5,600	660
New Hampshire	3,400	545
Rhode Island	820	80
Vermont	8,200	1,800
Total	b/ <u>30,420</u>	<u>5,185</u>

<u>Leading commodities (note c)</u>	<u>Farm cash receipts from marketing</u>	<u>Percent of total</u>
	(000 omitted)	
Dairy products	\$611,831	42
Eggs	213,427	14
Greenhouse/ nursery	167,359	12
Potatoes	94,242	7
Misc. poultry	91,936	6
Cattle/calves	88,770	6
Misc. veg.	50,844	4
Apples	45,465	3
Berries	41,876	3
Tobacco	<u>37,511</u>	<u>3</u>
Total	<u>\$1,443,261</u>	<u>100</u>

a/1981 data.

b/Represents about 1.3 percent of total U.S. farms.

c/1980 data.

Table IINew England Commercial Fish Landings

	<u>Volume</u> (thousand pounds)	<u>Value</u> (000 omitted)
1976	544,119	\$175,436
1977	581,247	202,786
1978	660,717	256,510
1979	708,606	302,037

New England's leading commodities are dairy, egg, and fish products. New England does export some commodities to other countries; however, compared with the national agricultural total, such exports are small. These exports consist primarily of fruits, vegetables, and agricultural by-products and amounted to \$53 million in 1978, according to the latest data available from the New England Regional Commission.

FEDERAL FOOD, AGRICULTURE, AND
NUTRITION PROGRAMS IN NEW ENGLAND

According to CSA data, the Federal Government, between fiscal years 1971 and 1980, distributed to New England about \$5.7 billion in direct funding and indirect support for food, agriculture, and nutrition programs. The assistance went primarily to programs in the areas of consumer and food assistance, producer assistance, marketing distribution and quality control, research and development, and fisheries. The assistance was distributed through 146 programs. Of the 146 programs, 136 were USDA programs. Seventy-seven of the 146 programs are described in the Catalog of Federal Domestic Assistance (CFDA). Some of these programs have been or are in the process of being eliminated. CFDA-identified programs with descriptions and identifying CFDA numbers are included below. The remaining 69 programs which were not described or listed in CFDA are included at the end of this appendix.

Although 146 programs in total were identified as active during the 1971-80 period, not all programs were active in each year, nor were all programs active in each State. The CSA reports are the most complete source of data on program distribution to States during the period but are no longer published by CSA or the Office of Economic Opportunity. Also, data from CSA, CFDA, agency appropriations, and the agency budget cannot be readily combined to provide a complete set of information on available programs, program funds, appropriations, and expenditures on a State-by-State and year-by-year basis. Changes in program titles and functions as well as agency reorganizations, budget modifications, and outlay changes prevent an accurate track of program outlays per State over a period of years.

The following section describes Federal food, agriculture, and nutrition programs in New England. The source of the information is CFDA.

CONSUMER AND FOOD
ASSISTANCE PROGRAMS

The following programs are administered by the Food and Nutrition Service, USDA.

CFDA #10.550 - Food Distribution (Food Donation Program)

Objectives: To improve the diets of school children, needy persons in households on or near Indian reservations or in the Trust Territory of the Pacific Islands or the Commonwealth of the Northern Mariana Islands and in charitable institutions, and other individuals in need of food assistance and to increase the market

for domestically produced foods acquired under surplus removal or price support operations.

Types of assistance: formula grants, sale, exchange or donation of property and goods.

CFDA #10.551 - Food Stamps

Objective: To improve diets of low-income households by supplementing their food purchasing ability.

Type of assistance: direct payment for specified use.

CFDA #10.553 - School Breakfast Program

Objective: To assist States in providing nutritious breakfasts for school children through cash grants and food donations.

Type of assistance: formula grants.

CFDA #10.554 - Equipment Assistance for School Food Service Program

Objective: To provide States with cash grants to supply schools with equipment for storing, preparing, transporting, and serving food to children.

Types of assistance: formula grants; sale, exchange, or donation of property and goods.

CFDA #10.555 - National School Lunch Program (School Lunch Program)

Objective: To assist States, through cash grants and food donations, in making the school lunch program available to school children.

Type of assistance: formula grants.

CFDA #10.556 - Special Milk Program for Children (School Milk Program)

Objective: To encourage the consumption of fluid milk by children through subsidies to eligible schools and institutions.

Type of assistance: formula grants.

CFDA #10.557 - Special Supplemental Food Program for Women, Infants, and Children

Objective: To supply supplemental nutritious foods and nutrition education as an adjunct to good health care to participants

identified to be at nutritional risk with respect to their physical and mental health by reason of inadequate nutrition or health care, or both.

Type of assistance: project grants.

CFDA #10.558 - Child Care Food Program

Objective: To assist States, through grants-in-aid and other means, to initiate, maintain, or expand nonprofit food service programs for children in public and private nonprofit, nonresidential institutions providing child care.

Types of assistance: formula grants; sale, exchange, or donation of property and goods.

CFDA #10.559 - Summer Food Service Program for Children (Summer Program)

Objective: To assist States, through grants-in-aid and other means, to initiate, maintain, and expand nonprofit food service programs for children in public and nonprofit service institutions and summer camps when school is not in session.

Types of assistance: formula grants; sale, exchange, or donation of property and goods.

CFDA #10.560 - State Administrative Expenses for Child Nutrition

Objective: To provide each State educational agency with funds for use for its administrative expenses in supervising and giving technical assistance to the local school districts and institutions in their conduct of child nutrition programs.

Type of assistance: formula grants.

CFDA #10.561 - State Administrative Matching Grant for Food Stamp Program

Objective: To provide Federal financial aid to State and local governmental agencies for administrative costs incurred to operate the Food Stamp Program.

Type of assistance: formula grants.

CFDA #10.564 - Nutrition Education and Training Program

Objective: To encourage the dissemination of nutrition information to children participating or eligible to participate in the school lunch and related child nutrition programs.

Type of assistance: formula grants.

CFDA #10.565 - Commodity Supplemental Food Program

Objective: To improve the health and nutritional status of infants, preschool children, and pregnant, postpartum, and breast-feeding women through the donation of supplemental foods.

Types of assistance: formula grants; sales, exchange, or donation of property and goods.

The following program is administered by the Community Services Administration (the CSA was disbanded in 1981 and its functions moved to other agencies, primarily the Department of Health and Human Services).

CFDA #49.005 - Community Food and Nutrition

Objective: To help communities counteract the conditions of hunger and malnutrition among the poor.

Types of assistance: project grants, training.

The following program is administered by the Office of Human Development Services, Department of Health and Human Services.

CFDA #13.635 - Special Programs for the Aging--Title III, Part C-- Nutrition Services

Objective: To provide older Americans with low-cost nutritious meals and with appropriate nutrition education and other appropriate nutrition services. Meals may be served in a congregate setting or delivered to the home.

Type of assistance: formula grants.

PRODUCER PROGRAMS

The following programs are administered by the Agricultural Stabilization and Conservation Service, USDA.

CFDA #10.051 - Commodity Loans and Purchases (Price Supports)

Objectives: To improve and stabilize farm income, to assist in bringing about a better balance between supply and demand of the commodities, and assist farmers in the orderly marketing of their crops.

Types of assistance: direct payments with unrestricted use; direct loans.

CFDA #10.054 - Emergency Conservation Program

Objectives: To enable farmers to perform emergency conservation measures to control wind erosion on farmlands or to rehabilitate farmlands damaged by wind erosion, floods, hurricanes, or other natural disasters and to carry out emergency water conservation or water-enhancing measures during periods of severe drought.

Type of assistance: direct payments of specified use.

CFDA #10.055 - Feed Grain Production Stabilization (Feed Grain Direct Payments)

Objective: To attract the production needed to meet domestic and foreign demand, to protect income for farmers, and to assure adequate supplies at fair and reasonable prices.

Type of assistance: direct payments with unrestricted use.

CFDA #10.056 - Storage Facilities and Equipment Loans (Farm Facility Loans)

Objective: To complement the commodity loan and grain reserve programs by providing adequate financing for needed on-farm storage facilities, drying equipment, and operating equipment, thereby affording farmers the opportunity for orderly marketing of their crops.

Type of assistance: direct loans.

CFDA #10.058 - Wheat Production Stabilization (Wheat Direct Payments)

Objectives: To attract the production that is needed to meet domestic and foreign demand for food, to protect income for farmers, and to assure adequate supplies at fair and reasonable prices.

Type of assistance: direct payments with unrestricted use.

CFDA #10.059 - National Wool Act Payments (Wool and Mohair Payments)

Objectives: To encourage increased domestic production of wool at prices fair to both producers and consumers in a way that has the least adverse effect on domestic and foreign trade and to encourage producers to improve the quality and marketing of their wool and mohair.

Type of assistance: direct payments with unrestricted use.

CFDA #10.060 - Beekeeper Indemnity Payments

Objective: To indemnify beekeepers who through no fault of their own have suffered losses of honey bees as a result of utilization of economic poisons which had been registered and approved by the Federal Government.

Type of assistance: direct payments with unrestricted use.

CFDA #10.062 - Water Bank Program

Objectives: To conserve surface waters, preserve and improve migratory waterfowl habitat and wildlife resources, and secure other environmental benefits.

Type of assistance: direct payments for specified use.

CFDA #10.063 - Agricultural Conservation Program

Objectives: Control erosion and sedimentation, encourage voluntary compliance with Federal and State requirements to solve point and nonpoint source pollution, achieve priorities in the National Environmental Policy Act, improve water quality, encourage energy conservation measures, and assure a continued supply of necessary food and fiber for a strong and healthy people and economy. The program will be directed toward the solution of critical soil, water, energy, woodland, and pollution abatement problems on farms and ranches.

Type of assistance: direct payments for specified use.

CFDA #10.064 - Forestry Incentives Program

Objectives: To bring private nonindustrial forest land under intensified management; to increase timber production; to assure adequate supplies of timber; and to enhance other forest resources through a combination of public and private investments on the most productive sites on eligible individual or consolidated ownership of effective size and operation.

Type of assistance: direct payment for specified use.

CFDA #10.066 - Emergency Feed Program

Objective: To assist in the preservation and maintenance of livestock in any area of the United States where because of flood, drought, fire, hurricane, earthquake, storm, or other natural disaster, it is determined that an emergency exists.

Type of assistance: direct payment with unrestricted use.

CFDA #10.067 - Grain Reserve Program (Farmer-Held and -Owned Grain Reserve)

Objectives: To reserve sufficient quantities of grain from the market to increase price to farmers. To improve and stabilize farm income and to assist farmers in the orderly marketing of their crops.

Type of assistance: direct payments with unrestricted use.

The following programs are administered by the Farmers Home Administration, USDA.

CFDA #10.404 - Emergency Loans

Objectives: To assist farmers, ranchers, and aquaculture operators with loans to cover losses resulting from major and/or natural disasters; for annual farm operating expenses; and for other essential needs necessary to return disaster victims' farming operation(s) to a financially sound basis in order that they will be able to return to local sources of credit as soon as possible.

Type of assistance: guaranteed/insured loans.

CFDA #10.405 - Farm Labor Housing Loans and Grants (Labor Housing)

Objective: To provide decent, safe, and sanitary low-rent housing and related facilities for domestic farm laborers.

Types of assistance: project grants; guaranteed/insured loans

CFDA #10.406 - Farm Operating Loans

Objective: To enable operators of not larger than family farms (primarily limited resources operators, new operators, and low-income operators) through the extension of credit and supervisory assistance, to make efficient use of their land, labor, and other resources.

Type of assistance: guaranteed/insured loans.

CFDA #10.407 - Farm Ownership Loans

Objectives: To assist eligible farmers and ranchers, including farming cooperatives, partnerships, and corporations, through the extension of credit and supervisory assistance, to become owner-operators of not larger than family farms; to make efficient use of the land, labor, and other resources; to carry on sound and successful operations on the farm and afford the family,

cooperative, partnership, or corporation an opportunity to have a reasonable standard of living.

Type of assistance: guaranteed/insured loans.

CFDA #10.410 - Low- to Moderate-Income Housing Loans (Section 502 Rural Housing Loans)

Objective: To assist rural families to obtain decent, safe, and sanitary dwellings and related facilities.

Type of assistance: guaranteed/insured loans.

CFDA #10.411 - Rural Housing Site Loans (Sections 523 and 524 Site Loans)

Objective: To assist public or private nonprofit organizations interested in providing sites for housing to acquire and develop land in rural areas to be subdivided as adequate building sites and sold on a nonprofit basis to families eligible for low- and moderate-income loans, cooperatives, and broadly based nonprofit rural rental housing apartments.

Types of assistance: direct loans; guaranteed/insured loans.

CFDA #10.413 - Recreation Facility Loans

Objective: To assist eligible farm and ranch owners or tenants, including cooperatives, corporations, or partnerships, through the extension of credit and supervisory assistance, to convert all or a portion of the farms they own or operate to income-producing outdoor recreational enterprises which will supplement or supplant farm or ranch income and permit carrying on sound and successful operations.

Type of assistance: guaranteed/insured loans.

CFDA #10.414 - Resource Conservation and Development Loans

Objective: To provide loan assistance to local sponsoring agencies in authorized areas where acceleration of resource conservation, development, and utilization will increase economic opportunities for local people.

Type of assistance: guaranteed/insured loans.

CFDA #10.415 - Rural Rental Housing Loans

Objective: To provide economically designed and constructed rental and cooperative housing and related facilities suited for independent living for rural residents.

Type of assistance: guaranteed/insured loans.

CFDA #10.416 - Soil and Water Loans

Objectives: To facilitate improvement, protection, and proper use of farmland by providing adequate financing and supervisory assistance for soil conservation; water development, conservation, and use; forestation; drainage of farmland; the establishment and improvement of permanent pasture; and the development of pollution abatement and control facilities on farms and to develop energy-conserving measures and other related conservation measures.

Type of assistance: guaranteed/insured loans.

CFDA #10.417 - Very Low-income Housing Repair Loans and Grants
(Section 504 Rural Housing Loans and Grants)

Objective: To give very low-income rural homeowners an opportunity to make essential repairs to their homes to make them safe and to remove health hazards to the family or community.

Types of assistance: direct loans; project grants.

CFDA #10.418 - Water and Waste Disposal Systems for Rural Communities

Objectives: To provide basic human amenities, alleviate health hazards, and promote the orderly growth of the rural areas of the Nation by meeting the need for new and improved rural water and waste disposal facilities.

Types of assistance: project grants; direct loans.

CFDA #10.420 - Rural Self-Help Housing Technical Assistance
(Section 523 Technical Assistance)

Objective: To provide financial support for the promotion of a program of technical and supervisory assistance which will aid needy, low-income individuals and their families in carrying out mutual self-help efforts in rural areas.

Type of assistance: project grants.

CFDA #10.423 - Community Facilities Loans

Objective: To construct, enlarge, or extend or otherwise improve community facilities providing essential services to rural residents.

Type of assistance: guaranteed/insured loans.

CFDA #10.424 - Industrial Development Grants

Objective: To facilitate the development of business, industry, and related employment for improving the economy in rural communities.

Type of assistance: project grants.

CFDA #10.428 - Economic Emergency Loans

Objective: To make adequate financial assistance available in the form of loans insured or guaranteed for bona fide farmers, ranchers, and aquaculture operators who are primarily and directly engaged in agricultural production.

Type of assistance: guaranteed/insured loans.

The following programs are administered by the Forest Service, USDA.

CFDA #10.652 - Forestry Research (Research Grants)

Objective: To extend the research activities of the Forest Service by awarding grants primarily to nonprofit institutions of higher education but also to other institutions and organizations engaged in scientific research.

Type of assistance: project grants.

CFDA #10.661 - Youth Conservation Corps - Grants to States

Objectives: The program has three equally important objectives: (1) accomplish needed conservation on public lands, (2) provide gainful employment for 15- through 18-year-old males and females from all social, economic, ethnic, and racial classifications, and (3) develop an understanding and appreciation in participating youths of the Nation's natural environment and heritage.

Type of assistance: project grants.

CFDA #10.664 - Cooperative Forestry Assistance

Objectives: With respect to non-Federal forest lands, to assist in the advancement of forest resources management; the encouragement of the production of timber; the prevention and control of insects and diseases affecting trees and forests; the prevention and control of rural fires; the efficient utilization of wood and wood residues, including the recycling of wood fiber; the improvement and maintenance of fish and wildlife habitat; and the planning and conduct of urban forestry programs.

Types of assistance: formula grants; project grants.

The following programs are administered by the Soil Conservation Service, USDA.

CFDA #10.901 - Resource Conservation and Development

Objective: To assist local people in initiating and carrying out a long-range program of resource conservation and development for purposes of achieving a dynamic rural community with satisfactory levels of income and pleasing environment and creating a favorable investment climate attractive to private capital.

Types of assistance: project grants; advisory services and counseling.

CFDA #10.902 - Soil and Water Conservation

Objective: To plan and carry out a national soil and water conservation program and to provide leadership in conservation, development, and productive use of the Nation's soil, water, and related resources.

Type of assistance: advisory services and counseling.

CFDA #10.903 - Soil Survey

Objective: To provide published soil surveys of counties or other comparably sized areas for widespread use by interested agencies, organizations, and individuals.

Type of assistance: dissemination of technical information.

CFDA #10.904 - Watershed Protection and Flood Prevention

Objective: To provide technical and financial assistance in planning and carrying out works of improvement to protect, develop, and utilize the land and water resources in small watersheds.

Types of assistance: project grants; advisory services and counseling.

CFDA #10.906 - River Basin Surveys and Investigations (River Basin Program)

Objective: To assist Federal, State, and local agencies in collecting decisionmaking information regarding water and related land resources with specific objectives of improving national economic development and environmental quality.

Types of assistance: provision of specialized services; advisory services and counseling.

CFDA #10.908 - Inventory and Monitoring

Objective: To provide for the field collection, interpretation, and publication of natural and related resource data.

Type of assistance: dissemination of technical information.

CFDA #10.909 - Resource Appraisal and Program Development
(Resource Conservation Act)

Objective: To ensure that USDA soil and water conservation programs administered by the Secretary of Agriculture are responsive to the long-term needs of the Nation and will further the conservation, protection, and enhancement of the Nation's soil, water, and related resources.

Types of assistance: project grants; dissemination of technical information.

The following program is administered by the Economic Development Administration, Department of Commerce.

CFDA #11.300 - Economic Development - Grants for Public Works and Development Facilities

Objective: To assist in the construction of public facilities needed to initiate and encourage long-term economic growth in designated geographic areas where economic growth is lagging behind the rest of the Nation.

Types of assistance: project grants; direct loans.

The following program is administered by the Water Resources Council.

CFDA #65.001 - Water Resources Planning (Title III - State Water Management Planning Program)

Objective: To provide grants for increased participation by the States in water and related land resources planning.

Type of assistance: formula grants.

MARKETING DISTRIBUTION AND
QUALITY CONTROL PROGRAMS

The following programs are administered by the Agricultural Marketing Service, USDA.

CFDA #10.150 - Agricultural Product Grading

Objective: To provide the producers and marketers of cotton, tobacco, turpentine, resin, live cattle, feeder cattle, and live hogs with meaningful grades indicative of product quality (all livestock graded on a fee basis).

Type of assistance: provision of specialized services.

CFDA #10.153 - Market News

Objective: To provide timely and accurate information on prices, demand, movement, volume, and quality of all major U.S. agricultural commodities.

Type of assistance: dissemination of technical information.

CFDA #10.156 - Federal-State Marketing Improvement Program

Objective: To solve marketing problems at the State and local levels through pilot marketing service projects conducted by States.

Type of assistance: project grants.

The following program is administered by the Animal and Plant Health Inspection Service, USDA.

CFDA #10.025 - Plant and Animal Disease and Pest Control

Objective: To protect U.S. agriculture from economically injurious plant and animal diseases and pests, to ensure the humane care and handling of all designated warm-blooded animals, and to ensure the safety and potency of veterinary biologics.

Types of assistance: provision of specialized services; dissemination of technical information.

The following programs are administered by the Food Safety and Quality Service, USDA.

CFDA #10.475 - Cooperative Agreements with States for Intrastate Meat and Poultry Inspection (Meat and Poultry Inspection State Program)

Objective: To supply Federal assistance to States desiring to improve the quality of their meat and poultry inspection programs in order to assure the consumer an adequate supply of wholesome meat and poultry.

Type of assistance: project grants (cooperative assistance).

CFDA #10.476 - Egg Products Inspection

Objectives: To provide for the continuous USDA inspection of all egg products for wholesomeness and to prevent the entrance of certain undergrade shell eggs into consumer channels.

Type of assistance: provision of specialized services.

CFDA #10.477 - Meat and Poultry Inspection

Objective: To assure that all meat and poultry and their products produced in plants and shipped in interstate and foreign commerce are federally inspected for wholesomeness.

Type of assistance: provision of specialized services.

CFDA #10.478 - Voluntary Commodity Inspection and Grading Program

Objective: To provide the producers and marketers of fruits and vegetables, meat and poultry products, and dairy products with grades indicative of product quality.

Type of assistance: provision of specialized services.

RESEARCH AND DEVELOPMENT

The following programs are administered by the Science and Education Administration, USDA.

CFDA #10.875 - Agricultural Research - Basic Applied Research

Objectives: To make agricultural research discoveries, evaluate alternative ways of attaining goals, and provide scientific technical information.

Types of assistance: project grants; dissemination of technical information.

CFDA #10.877 - Cooperative Forestry Research

Objectives: To encourage and assist the States in carrying on a program of forestry research at forestry schools and to develop a trained pool of forest scientists capable of conducting needed forestry research.

Type of assistance: formula grants.

CFDA #10.878 - Payments to Agricultural Experiment Stations Under the Hatch Act

Objectives: To support agricultural research at State agricultural experiment stations; to promote efficient production, marketing, distribution, and utilization of products of the farm as essential to the health and welfare of people; and to promote a sound, prosperous agriculture and rural life.

Type of assistance: formula grants.

CFDA #10.879 - Rural Development Research

Objectives: To support rural development research at administratively responsible land-grant institutions and at other private and publicly supported colleges and universities, including the land-grant colleges of 1890.

Type of assistance: formula grants.

CFDA #10.881 - Cooperative Extension Service

Objective: To provide educational programs based upon local needs in the broad fields of (1) agricultural production and marketing, (2) rural development, (3) home economics, and (4) youth development.

Type of assistance: formula grants.

CFDA #10.884 - Grants for Agricultural Research - Competitive Research Grants

Objective: To promote research in food, agriculture, and related areas to further the programs of USDA through the award of research grants on a competitive basis.

Type of assistance: project grants.

FISHERIES PROGRAMS

The following programs are administered by the National Oceanic and Atmospheric Administration, Department of Commerce.

CFDA # 11.402 - Marine Boundary Program

Objective: To provide cooperative support to States in conducting marine boundary surveys.

Types of assistance: provision of specialized services; advisory services and counseling; dissemination of technical information.

CFDA #11.405 - Anadromous and Great Lakes Fisheries Conservation

Objectives: To cooperate with the States and other non-Federal interests in the conservation, development, and enhancement of the Nation's anadromous fish and the fish in the Great Lakes and Lake Champlain that ascend streams to spawn, and for the control of sea lamprey.

Type of assistance: project grants.

CFDA #11.407 - Commercial Fisheries Research and Development

Objective: To promote State commercial fishery research and development in the 50 States, Puerto Rico, the Virgin Islands, Guam, American Samoa, and trust territories of the Pacific Islands.

Type of assistance: formula grants.

CFDA # 11.415 - Fishing Vessel Obligation Guarantees

Objective: To provide Government guarantees of private loans to upgrade the U.S. fishing fleet.

Type of assistance: guaranteed/insured loans.

CFDA # 11.417 - Sea Grant Support

Objective: To support the establishment of major university centers for marine research, education, training, and advisory services, and also individual efforts in these same areas. Limited funds are available for organized national projects and for international cooperative assistance relative to ocean and coastal resources.

Type of assistance: project grants.

The following programs are administered by the U.S. Fish and Wildlife Service, Department of the Interior; National Marine Fisheries Service, Department of Commerce.

CFDA #15.600 - Anadromous Fish Conservation

Objective: To conserve, develop, and enhance the anadromous fish resources of the Nation and the fish of the Great Lakes and Lake Champlain that ascend streams to spawn.

Type of assistance: project grants.

CFDA #15.604 - Fishery Research - Information

Objective: To develop and disseminate information needed for the protection and enhancement of freshwater fishery resources.

Type of assistance: dissemination of technical information.

CFDA #15.605 - Fish Restoration

Objective: To support projects designed to restore and manage sport fish populations for the preservation and improvement of sport fishing and related uses of these fisheries resources.

Types of assistance: formula grants; project grants.

INTERNATIONAL DEVELOPMENT

The following programs are administered by the U.S. Agency for International Development.

CFDA # - (There are no international programs listed in the CFDA catalog.)

Programs listed in the CFDA but not described in the CFDA catalog

- 10.026 - Assistance to State Intrastate Meat and Poultry Inspection, USDA
- 10.027 - Meat and Poultry Inspection, USDA
- 10.202 - Cooperative Forestry Research, USDA
- 10.203 - Payments to Experimental Stations, USDA
- 10.204 - Rural Development Research, USDA
- 10.425 - Emergency Livestock Loans, USDA
- 10.500 - Extension Service, USDA
- 10.544 - Nonfood Assistance to Schools, USDA
- 10.552 - Special Food Service Program for Children, USDA
- 10.563 - Nutritional Experimental Project, USDA
- 10.655 - Assistance to States for Tree Improvement, USDA
- 10.656 - Cooperative Forest Fire Control, USDA
- 10.658 - Cooperative Forest Insect Control, USDA
- 10.659 - Cooperation in Forest Tree Planting, USDA
- 10.660 - General Forestry Assistance, USDA
- 11.404 - River & Flood Forecasts, National Weather Service

Program areas listed in CSA reports without CFDA numbersConsumer & food assistance programs

Administration & Expense, Child Nutrition Program
 Food Donation Programs
 Supplemental Food, Women & Infants

Consumer & food assistance programs (cont.)

Special Milk Program
 Purchases for Child Nutrition Program
 Nutrition for Elderly Program Administration
 Nutritional Training Surveys

Producer programs

Cropland Adjustment Program
 Forestry Incentives Program
 Appalachian Regional Development Program
 Indemnity Payments to Dairy Farmers
 Short Term Export Credit Sales
 Financing Public Law 480 Dollar Credit Sales
 Title II Public Law 480 Foreign Donations
 Export Payments Program
 Commodities for Foreign Currency
 Dollar Credit Sales
 Rural Community Fire Protection Grants
 Rural Development Planning
 Watershed Protection Loans
 Water Systems Loans
 Consolidated Working Fund
 Construction & Land Acquisition
 Brush Disposal
 Forest Roads & Trails
 Timber Salvage Sales
 Working Capital Fund
 Forest Protection & Utilization
 Payments to States, National Forest Fund
 Timber Purchases, Roads Constructed by Forest Service
 Construction & Operations of Recreation Facilities
 Cooperative Work
 Shared Revenues from National Forests
 Construction, Forest Service
 Conservation Operations
 Watershed & Flood Prevention Operations
 Miscellaneous Contributed Funds (Conservation & Land Mgmt.)
 Rural Clean Water
 Resource Conservation
 Conservation Technical Assistance
 Non-Metropolitan Planning District

Market, distribution,
& quality control programs

Inspection & Grading of Farm Products
 Purchase of Commodities
 Funds for Strengthening Markets

Market, distribution,
& quality control programs (cont.)

Miscellaneous Trust Fund
Commodity Purchase Program

FOOD, AGRICULTURE, AND NUTRITIONFUNDING, FISCAL YEARS 1971-80

We grouped the 146 food, agriculture, and nutrition programs and the flow of funds associated with those programs into six areas--consumer and food assistance, producer assistance, marketing distribution and quality control, research and development, fisheries and international--and then established four tables to summarize and tabulate the data. Table III, below, summarizes data by 10-year and 2-year periods to highlight short-term as well as longer term assistance patterns. Three additional tables IV, V, and VI provide data tabulation of funds by State, a listing of food assistance areas by distributing agency, and an expanded breakout of direct funds and indirect support by major agency and programs. Direct funds include actual fund disbursements through grant programs and other programs to the recipients. Indirect support includes technical assistance and other assistance not directly provided by funds to the recipient.

Table III

Federal Food, Agriculture, and Nutrition Program Funds
Provided to New England States

<u>Area</u>	<u>Fiscal years 1971-80</u>		<u>Fiscal years 1979-80</u>	
	<u>Direct</u>	<u>Indirect</u>	<u>Direct</u>	<u>Indirect</u>
	----- (000 omitted) -----			
Consumer and food assistance	\$3,085,634	\$ 441,627	\$ 856,617	\$ 95,835
Producer assistance	829,967	801,780	203,105	425,250
Marketing distribution and quality control	182,598	-0-	32,238	-0-
Research & development	167,445	-0-	62,627	-0-
Fisheries	50,110	43,680	16,058	20,183
International	9,036	86,549	-0-	6,169
Total	<u>\$4,324,790</u>	<u>\$1,373,636</u>	<u>\$1,170,645</u>	<u>\$547,437</u>
Total direct and indirect	\$5,698,426		\$1,718,082	

An analysis of the direct funding in the table above shows:

- Of the \$4.3 billion in direct funding, consumer and food assistance accounted for about 71 percent. Such programs included food stamps, food stamp administration, food and nutrition programs (e.g., school lunch), and food management education and training.
- About 30 percent of direct funding and indirect support were provided in fiscal years 1979 through 1980.
- Of the \$830 million in direct funding provided for producer assistance, about \$528 million was for Commodity Credit Corporation transactions. Of the remaining \$302 million, about \$215 million was for Forest Service and soil conservation programs.

CSA reports for 10 years (fiscal years 1971 through 1980), provide data on Federal food, agriculture, and nutrition direct funds to the six New England States. Table IV arrays this data and includes the percentage each State received per year of total funds to the region. Table V shows areas of assistance and the primary agencies providing the assistance. Table VI expands the summary data of table III to include direct funds and indirect support by major agency and program.

Table IV

Distribution of Direct Federal Funds for Food, Agriculture, and Nutrition
Provided to New England States (in \$ million)

<u>State</u>	<u>FY 71</u>	<u>FY 72</u>	<u>FY 73</u>	<u>FY 74</u>	<u>FY 75</u>	<u>FY 76</u>	<u>FY 77</u>	<u>FY 78</u>	<u>FY 79</u>	<u>FY 80</u>	<u>Total</u>
Connecticut	34.7 25.4%	37.6 22.8%	44.5 28.2%	42.8 24.1%	76.8 18.4%	113.5 22.1%	190.3 31.8%	271.6 37.4%	190.6 27.1%	148.4 20.6%	1,151.0 26.6%
Maine	22.0 16.1%	28.7 17.6%	19.8 12.5%	23.2 13.1%	64.5 15.5%	68.2 13.3%	62.1 10.1%	76.0 10.4%	95.4 13.6%	101.0 14.0%	561.0 13.0%
Massachusetts	43.8 32.0%	46.0 28.2%	45.3 29.4%	57.3 32.3%	179.5 43.0%	225.2 43.9%	241.2 39.3%	254.2 35.4%	293.7 41.8%	314.7 44.0%	1,701.0 39.3%
New Hampshire	11.2 8.2%	19.8 12.2%	17.6 11.2%	17.7 10.0%	38.6 9.2%	39.0 7.6%	47.3 7.7%	46.6 6.4%	40.8 5.8%	50.8 7.1%	329.5 7.6%
Rhode Island	9.6 7.0%	13.4 8.2%	16.0 10.1%	20.4 11.5%	31.0 7.1%	37.7 7.4%	37.5 6.1%	39.1 5.4%	45.3 6.5%	54.7 7.7%	304.5 7.0%
Vermont	15.4 11.3%	17.9 11.0%	13.8 8.5%	16.0 9.0%	26.7 6.6%	29.5 5.7%	34.8 5.7%	39.3 5.4%	36.8 5.2%	47.8 6.7%	277.9 6.4%
Total	136.8	163.4	157.0	177.4	417.1	513.2	613.2	726.8	702.6	717.4	4,324.9

Source: CSA data.

Table V

Areas of Assistance Provided by Agency

<u>Area</u>	<u>Agency</u>
Consumer and food assistance	CSA, HHS, and USDA's Food and Nutrition Service, Department of Labor
Producer	USDA's Agricultural Stabilization and Conservation Service, CCC, Forest Service, Farmers Home Administration, Soil Conservation Service, Farm Credit Administration, and Water Resources Council
Marketing distribution and quality control	USDA's Agricultural Marketing Service, Animal and Plant Health Inspection Service, and Food Safety and Inspection Service
Research & development	Agricultural Research Service, Extension Service, and Cooperative State Research Service
Fisheries	DOC's National Oceanographic Atmospheric Administration and National Marine Fisheries Service and DOI's Fish and Wildlife Service
International	Agency for International Development

Table VI

Federal Funds by Agency and Area of Assistance
Fiscal Years 1971-80
 (Source: CSA data)

	<u>Direct</u> <u>funding</u>	<u>Indirect</u> <u>support</u>
	---(000 omitted)---	
<u>CONSUMER & FOOD ASSISTANCE PROGRAMS</u>		
<u>Department of Agriculture,</u> <u>Food and Nutrition Service:</u>		
Food Stamp Bonus Coupons	\$1,876,354	-
Food Stamp Administration	71,872	\$ 3,725
Food & Nutrition Programs	1,042,408	437,902
Nutrition & Training Programs	6,365	-
Nutrition Education Demo. Project	611	-
<u>Community Services Administration,</u> <u>Food & Nutrition Program</u>	7,233	-
<u>Department of Health & Human Services,</u> <u>Food & Nutrition Program</u>	72,821	-
<u>Department of Labor,</u> <u>Food Stamp Program</u>	7,970	-
Subtotal (consumer and assistance programs)	<u>\$3,085,634</u>	<u>\$441,627</u>
<u>PRODUCER ASSISTANCE PROGRAMS</u>		
<u>Department of Agriculture:</u>		
Agricultural Stabilization & Conservation Service	\$ 42,001	-
Commodity Credit Corporation	528,252	\$123,014
Farmers Home Administration	39,975	678,766
Forest Service	105,120	-
Soil Conservation Service	110,009	-

APPENDIX III

APPENDIX III

	<u>Direct funding</u>	<u>Indirect support</u>
	---(000 omitted)---	
<u>Farm Credit Administration</u>	\$ 606	-
<u>Water Resources Council</u>	<u>4,004</u>	<u>-</u>
Subtotal (producer programs)	<u>\$829,967</u>	<u>\$801,780</u>
<u>MARKET DISTRIBUTION & QUALITY CONTROL PROGRAMS</u>		
<u>Department of Agriculture:</u>		
Agricultural Marketing Service	\$ 63,780	-
Animal & Plant Health Inspection Service	74,231	-
Food Safety & Quality Service	<u>44,587</u>	<u>-</u>
Subtotal (market distribution and quality control)	<u>\$182,598</u>	<u>-</u>
<u>RESEARCH & DEVELOPMENT PROGRAMS</u>		
<u>Department of Agriculture</u>		
Science & Education Administration	<u>\$167,445</u>	-
<u>INTERNATIONAL PROGRAMS</u>		
<u>Agency for International Development</u>		
Food & Nutrition, Development Assistance	<u>\$ 9,036</u>	<u>\$ 86,549</u>
<u>FISHERIES PROGRAMS</u>		
<u>Department of Commerce:</u>		
Anadromous & Great Lakes Fish Conservation	\$ 2,951	-
Commercial Fisheries Research & Development	10,360	-
Fisheries Vessel Obligation Guarantees	-	\$ 43,680
Sea Grant Support	<u>25,332</u>	<u>-</u>

APPENDIX III

APPENDIX III

	<u>Direct funding</u>	<u>Indirect support</u>
--	---------------------------	-----------------------------

----(000 omitted)----

Department of the Interior:

Anadromous Fish Conservation	\$ 3,812	-
Fisheries Research Information	246	-
Fish Restoration	7,409	-

Subtotal (fisheries programs)	<u>50,110</u>	<u>43,680</u>
-------------------------------	---------------	---------------

Total	<u>\$4,324,790</u>	<u>\$1,373,636</u>
-------	--------------------	--------------------

AGRICULTURE APPROPRIATIONS FOR
FISCAL YEARS 1981 AND 1982

The agriculture appropriations and supplemental resolutions for fiscal years 1982 and 1981 indicate a number of changes. These changes cannot be tracked to specific Federal agriculture and nutrition programs in New England but are an indication that such programs will be affected. These changes include: (1) increases or decreases in accounts, (2) zero funding of programs, (3) establishment of new programs, or (4) program name changes.

Table VII below contains fiscal years 1982 and 1981 appropriations on a line-item basis as discussed with the USDA budget office. The table shows that while some line items either increased or decreased, total 1982 appropriations increased over 1981. The increase was attributable, primarily, to supplemental appropriations for the Commodity Credit Corporation's Reimbursement for Net Realized Losses. Table VIII, immediately following table VII, shows the differences between the two appropriation bills by title. This table also shows that, although total 1982 appropriations increased, three titles--Title III, Domestic Food Program; Title IV, International Programs; and Title V, Related Agencies--decreased.

Table VII

Appropriations (note a) for Agriculture/Rural
Development and Related Agencies
for Fiscal Years 1982 and 1981

Office of the Secretary,		\$4,715		\$5,028
Departmental Administration:				
Budget and program analysis and public participation	\$ 3,825		\$3,706	
Operations and finance, personnel, equal opportunity, safety and health management, and small and disadvantaged business utilization	<u>10,643</u>	14,468	<u>9,835</u>	13,541
Governmental and Public Affairs		8,628		8,881
Office of the Inspector General		b/27,562		b/28,752
Transfer from Food Stamp Program		13,266		10,000
Office of the General Counsel		c/12,822		12,519
Transfer from Food Stamp Program		508		-
Federal Grain Inspection Service		5,600		25,062
Inspection and Weighing Services				
Limitation on administrative expense		(60,260)		-
Agricultural Research Service:	432,410		418,099	
Buildings and facilities	8,596		-	
Scientific activities overseas	<u>-</u>	441,006	<u>5,000</u>	423,099
Cooperative State Research Service (note d):				
Agricultural experiment stations	141,109		128,615	
Cooperative forestry research	12,031		10,774	
1890 land-grant colleges	21,492		19,270	
Contracts & grants for agri. research	21,899		17,076	
Competitive research grants	16,320		16,000	
Animal health and disease programs	5,760		6,500	

NOTE: Footnotes are on p. 36.

<u>Title I—Agricultural programs</u> (cont.)	<u>FY 1982</u>		<u>FY 1981</u>	
	(000 omitted)			
Public Law 95-113 grants	\$ 540		\$ 500	
Native Latex Community Economic Act	702		650	
Cooperative State research service	<u>1,363</u>	\$221,216	<u>1,512</u>	\$200,897
Extension Service (note e):				
Cooperative extension work/ Smith-Lever Act	219,376		205,448	
Nutrition and family education program, low-income areas	60,354		55,017	
Urban gardening programs	3,000		3,000	
Pest management program	7,531		7,435	
Farm safety program	1,020		1,020	
Pesticide impact program	1,850		1,805	
Energy demonstration program	324		300	
Nonpoint source pollution program	702		-	
Renewable resources ext. program	2,000		-	
Public Law 93-471		983		910
Second Morrill Act and Tuskegee Institute	12,241		11,250	
7 U.S.C. 329 Sec. 22	-		11,500	
Administration of Smith-Lever Act	<u>6,321</u>	<u>f/315,702</u>	<u>6,084</u>	<u>g/303,769</u>
National Agricultural Library		8,750		8,351
Animal and Plant Health Inspection Service:				
Salaries and expenses	<u>h/277,382</u>		282,644	
Buildings and facilities	<u>3,000</u>	280,382	<u>6,986</u>	289,630
Food Safety & Inspection Service (note i)		323,250		297,229
Funds for strengthening markets, income, and supply (note j)		-		-
Economic Research Service (note k)		39,360		39,527
Statistical Reporting Service		51,636		53,827
Agricultural Cooperative Service		4,639		4,500
World Agricultural Outlook Board		1,422		1,731
Agricultural Marketing Services:				
Marketing services	23,211		55,778	

Title I--Agricultural programs
(cont.)

FY 1982

FY 1981

----- (000 omitted) -----

Limitation on admin. expenses	\$ 23,000		-	
Funds for strengthening markets, income, and supply	5,670		-	
Transportation office	2,400		\$2,000	
Payments to States and possessions	<u>1,000</u>	55,281	<u>1,600</u>	\$59,378
Packers and Stockyards Admin.		8,806		8,971
Farm Income Stabilization:				
Agricultural Stabilization and Conservation Service (note l)				
Salaries and expenses	62,000		208,834	
Daily indemnity program (note m)	<u>176</u>	62,176	<u>1,700</u>	210,534
Corporations:				
Federal Crop Insurance Corp.				
Admin. & operating expense	117,600		57,739	
Subscription to capital stock	250,000		-	
Federal Crop Insurance Corp. fund	<u>57,456</u>	425,056	<u>-</u>	57,739
Commodity Credit Corporation				
Reimbursement for net realized losses		7,043,229		3,299,887
Total Title I		<u>\$9,369,480</u>		<u>\$5,362,520</u>

Title II--Rural Assistance Development	FY 1982	FY 1981	
	----- (000 omitted) -----		
Farmers Home Administration:			
Rural Housing Insurance Fund			
Reimbursement for losses	\$ 707,967		\$561,834
Loan levels	(3,724,600)		(3,492,600)
Agricultural Credit Insurance Fund			
Reimbursement for losses	464,083		297,032
Loan levels	(2,279,600)		(6,847,400)
Rural Development Insurance Fund			
Reimbursement for losses	180,040		143,282
Loan levels	(1,055,000)		(1,662,300)
Rural Water & Waste Disposal Grants	125,000		200,000
Very Low-Income Housing Repair Grants	15,000		25,000
Rural Housing for Domestic Farm Labor	13,750		25,000
Mutual and Self-Help Housing	3,950		-
Self-Help Housing Land Dev. Fund	-		1,000
Rural Community Fire Protection Grants	3,250		3,500
Rural Dev. Planning Grants	-		5,000
Rural Housing Supervisory Assistance Grants	-		1,000
Rural Development Grants	-		5,000
Rural Rental Assistance Payments	(398,000)		(403,000)
Salaries and Expenses	<u>276,418</u>	1,789,458	<u>252,630</u> 1,520,287
Rural Electrification Admin.:			
Rural Elec. & Tele. Revolving Fund	(5,345,368)		(6,231,115)
Rural telephone bank	30,000		22,500
Loan level	(215,000)		(182,449)

<u>Title II--Rural Development Assistance (cont.)</u>	<u>FY 1982</u>		<u>FY 1981</u>	
	----- (000 omitted) -----			
Rural Communication Development Fund	-		\$(19,635)	
Salaries and expenses	<u>\$29,673</u>	\$59,673	<u>28,309</u>	\$50,809
Soil Conservation Service:				
Conservation operations	310,809		311,863	
River basin surveys & invest.	15,500		18,323	
Watershed planning	8,690		10,813	
Watershed and flood prevention operations	192,045		192,524	
Resource conservation & development	26,000		34,046	
Great Plains conservation program	<u>21,500</u>	574,544	<u>20,664</u>	588,233
Agricultural Stabilization & Conservation Service:				
Agricultural conservation prgm.	\$190,000		\$190,000	
Rural clean water program	-		20,000	
Forestry incentives program	12,500		12,500	
Water bank program	8,800		10,000	
Emergency conservation program	<u>8,800</u>	220,100	<u>10,000</u>	242,500
Total Title II		<u>\$2,643,75</u>		<u>\$2,401,829</u>
<u>Title III--Domestic Food Programs</u>				
Food and Nutrition Services				
Child nutrition service	1,082,890		1,583,998	
Transfer from Section 32	(1,763,948)		(1,879,653)	
Special milk programs	28,100		118,800	
Special supplementary food program (WIC)	934,080		927,040	
Food stamps	n/11,300,000		n/11,460,150	
Food donation programs	141,420		138,510	
Food program administration	<u>86,461</u>	13,572,951	<u>84,592</u>	14,313,090
Total Title III		<u>\$13,572,951</u>		<u>\$14,313,090</u>

<u>Title IV—International Programs</u>	<u>FY 1982</u>	<u>FY 1981</u>	
	----- (000 omitted) -----		
Foreign Agricultural Service	\$67,694	\$60,816	
General sales manager	(o)	(o)	
Office of International Cooperation and Development	3,627	3,500	
Public Law 480 (note p)	<u>1,000,000</u>	<u>1,228,930</u>	
Total Title IV	<u>\$1,071,321</u>	<u>\$1,293,246</u>	
<u>Title V—Related Agencies</u>			
Food and Drug Administration: Salaries and expenses	\$328,032	\$326,925	
Buildings and facilities	<u>-</u>	<u>28,253</u>	\$355,178
Commodity Futures Trading Commission		19,924	18,781
Farm Credit Administration		<u>16,113</u>	<u>14,032</u>
Total Title V	<u>\$364,069</u>	<u>\$387,991</u>	
<u>Title VI—General Provisions</u>			
The acts for both years contain general provisions establishing prohibitions, restrictions, and limitations on the use of appropriated funds.			
Total - Titles I through V	<u>\$27,021,596</u>	<u>\$23,759,286</u>	

a/Includes enacted supplementals.

b/An additional \$13.266 million is to be transferred from the Food Stamp Program and merged with this appropriation in FY 1982. In FY 1981 the transferred amount was \$10 million.

c/An additional \$508,000 is to be transferred from the Food Stamp Program and merged with this appropriation in FY 1982.

d/FY 1981 category entitled "Cooperative Research."

e/FY 1981 category entitled "Extension Activities."

f/Approximately \$82 million is to be used for home economics.

g/Approximately \$77 million is to be used for home economics.

h/Approximately \$9 million is to be used for the Mediterranean Fruit Fly Program and \$1 million is to be used for control of insect outbreaks and plant and animal diseases.

i/FY 1981 category entitled "Food Safety and Quality Service."

j/Funds available under section 32 of the act of August 24, 1935, shall be used only for commodity program expenses as authorized except for (1) transfers to DOC, (2) transfers otherwise provided in this act, and (3) not more than \$5.21 million for formulation and administration of marketing agreements.

k/FY 1981 category was entitled "Economics and Statistics Service."

l/An additional \$309 million may be transferred from the CCC and merged with this appropriation in FY 1982. In FY 1981, approximately \$160 million may be transferred and merged.

m/FY 1981 category entitled "Dairy and Beekeeper Indemnity Programs."

n/Excludes \$13.266 million transferred to the Office of the Inspector General and \$0.508 million transferred to the Office of the General Counsel.

o/\$5.436 billion to be transferred from Commodity Credit Corporation Funds in fiscal year 1982; \$4.689 billion to be transferred from Commodity Credit Corporation Funds in fiscal year 1981.

p/Of FY 1982 and FY 1981 amounts, only \$225.127 million and \$441.33 million, respectively, are appropriated. The balance is to be derived from proceeds from sales of foreign currencies and dollar loan repayments, repayments on long-term credit sales, and carryover balances. Also, commodities supplied in connection with dispositions abroad (pursuant to title II) had \$704.873 million and \$787.6 million in appropriated funds, respectively.

Table VIII

FY 1982 and 1981 Appropriations by Title

<u>Title/Description</u>	<u>FY 1982</u>	<u>FY 1981</u>	<u>Difference</u>
	----- (000 omitted) -----		
I/Agricultural Program	\$ 9,369,480	\$ 5,363,130	\$ (+) 4,006,350
II/Rural Development Assistance	2,643,775	2,401,829	(+) 241,946
III/Domestic Food Programs	13,572,951	14,313,090	(-) 740,139
IV/International Programs	1,071,321	1,293,246	(-) 221,925
V/Related Agencies	364,069	387,991	(-) 23,922
VI/General Provisions	<u>-0-</u>	<u>-0-</u>	<u>-0-</u>
Total	<u>\$27,021,596</u>	<u>\$23,759,286</u>	<u>\$ (+) 3,262,310</u>

As indicated in the table above, the greatest difference is in title I. This difference, as mentioned previously, is attributable, primarily, to an approximate \$4 billion increase in appropriations for the Commodity Credit Corporation. Other changes are shown below by title.

Title I

Title I had all three types of changes, including:

Program name changes

Cooperative Research to Cooperative State Research Service
 Extension Activities to Extension Service
 Food Safety and Quality Service to Food Safety and Inspection Service
 Economic and Statistics Service to Economic Research Service
 Dairy and Beekeeper Indemnity Program to Dairy Indemnity Program

Zero funding of programs

Scientific Activities Overseas
 7 U.S.C. 329 Section 22

Establishment of programs

Nonpoint Source Pollution
 Renewable Resources Extension Program

Title II

Title II had two types of changes—zero funding of programs and establishment of program.

Zero funding of programs

Rural Development Planning Grants
Rural Housing Supervisory Assistance Grants
Rural Development Grants
Rural Clean Water

In addition, the loan authorization of about \$20 million for the Rural Communication Development Fund was eliminated.

Establishment of program

Mutual and Self-Help Housing

Title III

No changes

Title IV

No changes

Title V

The Building and Facilities fund was zero-funded in fiscal year 1982.

Title VI

In both years this title contained general provisions establishing prohibitions, restrictions, and limitations on the use of appropriated funds.

CHANGES IN FOOD, AGRICULTURE, ANDNUTRITION PROGRAMS FOR FISCAL YEAR 1983

Neither USDA nor the six New England State agriculture offices nor three New England land-grant colleges we contacted have analyzed the future impact of recent and proposed budget and legislative changes on the New England food system.

The budget-appropriations process for fiscal year 1983 has not been completed, but the omnibus reconciliation and appropriation effort includes a number of funding proposals for food assistance and dairy programs which could affect the New England food system. The seven programs listed below include estimated total funding levels for fiscal year 1982 and administration proposals for fiscal year 1983 based on discussions with the Office of Management and Budget (OMB) and Department of Agriculture budget staffs on September 16, 1982. Since the appropriation package has not passed the Congress, accurate estimates for 1983 and fund changes from 1982 to 1983 cannot be determined.

Food stamps--OMB estimates fiscal year 1982 funds at \$11.1 billion. The administration's fiscal year 1983 proposal is \$9.5 billion. Provisions in the Omnibus Reconciliation Act make States liable for errors in benefits above an average 9 percent error rate in 1983, 7 percent error rate in 1984, and 5 percent error rate in 1985.

Child nutrition--OMB estimates fiscal year 1982 funds at \$2,847 million, with \$1,083 million from direct funds and \$1,764 million from transfer funds. The administration's fiscal year 1983 proposal is \$2,825 million, with \$611 million from direct funds and \$2,214 million from transfer funds.

Women, infants, and children--OMB estimates fiscal year 1982 funds at \$904 million. The administration's fiscal year 1983 proposal is \$652 million.

Commodity Supplemental Food Program--OMB estimates fiscal year 1982 funds at \$29.8 million. The administration's fiscal year 1983 proposal is zero funds.


Special milk--OMB estimates fiscal year 1982 funds at \$28.1 million. The administration's fiscal year 1983 proposal is zero funds.


Brucellosis eradication--OMB estimates fiscal year 1982 funds at \$90 million. The administration's fiscal year 1983 proposal is \$59.8 million.

Dairy supports--OMB estimates fiscal year 1982 funds at \$2.1 billion. The Omnibus Reconciliation Act set the support payment at \$13.1 per hundred pounds through fiscal year 1985 and canceled scheduled annual increases. The Secretary is authorized to deduct 50 cents per hundred pounds from support payments from October 1, 1982, through fiscal 1985 unless Federal purchases of surplus dairy products drop below 5 billion pounds annually of milk equivalent. A second 50 cent deduction is authorized from April 1, 1983, through fiscal 1985 unless surplus purchases drop below 7.5 billion pounds annually. The administration estimates fiscal year 1983 expenditures from \$2.2 billion to \$1 billion depending on deductions.

The proposed changes in funding and authority, while not fully determined, tend to reduce the funding levels for food assistance and dairy production. These changes, if implemented, will tend to reduce Federal funds for food, agriculture, and nutrition programs in New England.

(097687)





23765

AN EQUAL OPPORTUNITY EMPLOYER

**UNITED STATES
GENERAL ACCOUNTING OFFICE
WASHINGTON, D.C. 20548**

**OFFICIAL BUSINESS
PENALTY FOR PRIVATE USE, \$300**

**POSTAGE AND FEES PAID
U. S. GENERAL ACCOUNTING OFFICE**



THIRD CLASS